



VOLUSIA SHERIFF'S OFFICE

2020 END OF YEAR CRIME REPORT


Sheriff Michael J. Chitwood

February 3, 2021




CITY OF DEBARY

2020 END OF YEAR CRIME REPORT





CITY OF DEBARY 2020 END OF YEAR CRIME REPORT



ACCOMPLISHMENT 2020

In October of 2020, the Sheriff's Office installed a locked, steel Prescription Med-Box inside the District Office lobby area. This allows residents to dispose of unwanted prescription medications in a safer manner.

We're also hoping this method will help to reduce the chances of accidental or intentional misuse, and also prevent discarded medications from being disposed of improperly in our water supply as well.





CITY OF DEBARY

2020 END OF YEAR

CRIME REPORT



POLICE CALLS TOTALS BY TYPE

VOLUSIA COUNTY SHERIFF'S OFFICE

DATES: 2020-01-01 through 2020-12-31

LOCATION: VCSO - CITY OF DEBARY | ZONE: ALL | RD: ALL

DESCRIPTION	SIGNAL	TOTAL CALLS	% OF ALL CALLS	DAILY AVG
EXTRA PATROL	EP	9,193	32.87 %	25.12
TRAFFIC STOP	TS	2,756	9.86 %	7.53
TELEPHONE HANDLE	THC	1,339	4.79 %	3.66
MISCELLANEOUS LE CALL	MISC	877	3.14 %	2.40
CIVIL SERVICE	CIVILS	847	3.03 %	2.31
PROPERTY CHECK	PRC	646	2.31 %	1.77
SUSP INCIDENT	SINC	575	2.06 %	1.57
SUSP PERSON	SPER	541	1.93 %	1.48
DISTURBANCE	DIST	525	1.88 %	1.43
INVESTIGATION	INV	520	1.86 %	1.42
ANIMAL COMPLAINT	AC	513	1.83 %	1.40
SUSP VEHICLE	SVEH	497	1.78 %	1.36
BURGLARY ALARM	ALARM	412	1.47 %	1.13
CIVIL COMPLAINT	CIVIL	399	1.43 %	1.09
RECKLESS DRIVER	RD	392	1.40 %	1.07
NOISE	NOISE	366	1.31 %	1.00
RADAR	RADAR	354	1.27 %	0.97



CITY OF DEBARY

2020 END OF YEAR

CRIME REPORT




BUSINESS ALARM	ALARMB	286	1.02 %	0.78
MVA	MV	284	1.02 %	0.78
WELL BEING CHECK	WBC	275	0.98 %	0.75
WARRANT	WAR	258	0.92 %	0.70
DIRECTED PATROL REQUEST	DPR	213	0.76 %	0.58
INFORMATION GIVEN	INFO	199	0.71 %	0.54
WALK & TALK	WT	180	0.64 %	0.49
911 CK/OPEN LINE	911CK	172	0.62 %	0.47
DISABLED VEHICLE	DAV	169	0.60 %	0.46
TRESPASSERS	TRES	160	0.57 %	0.44
ATT TO CONTACT	ATC	157	0.56 %	0.43
FIRE ALARM	ALARMF	155	0.55 %	0.42
REPOSSESSED VEH	REPO	153	0.55 %	0.42
FRAUD	FRAUD	149	0.53 %	0.41
SUSPECT STOP	SS	137	0.49 %	0.37
ASSAULT/BATTERY	ABAT	136	0.49 %	0.37
ESCORT	ESCORT	131	0.47 %	0.36
SCHOOL ZONE	SZ	128	0.46 %	0.35
THEFT	THEFT	128	0.46 %	0.35
SEX OFFENDER ACCT PRGM	OPV	121	0.43 %	0.33
SEXUAL OFFENDER	SXF	119	0.43 %	0.33
NE ASST- FIRE REQ	LEO2	118	0.42 %	0.32
FIGHT	FIGHT	116	0.41 %	0.32
TOWED VEHICLE	TOW	114	0.41 %	0.31



CITY OF DEBARY

2020 END OF YEAR

CRIME REPORT



MEDICAL UNKNOWN	ALARMM	113	0.40 %	0.31
SUICIDAL PERSON	SP	111	0.40 %	0.30
LOST/FOUND PET INFO	PET	101	0.36 %	0.28
JUVENILE	JUV	97	0.35 %	0.27
ROAD OBSTRUCTION	RDOB	93	0.33 %	0.25
FIRE OUTSIDE STRUCTURE	FOS	92	0.33 %	0.25
FOUND PROPERTY	PROPF	88	0.31 %	0.24
WEAPONS COMPL	WC	86	0.31 %	0.23
CARBREAK	CB	84	0.30 %	0.23
ZONE ACCOUNTABILITY PATR	ZAP	82	0.29 %	0.22
VANDALISM	VAND	80	0.29 %	0.22
WALKUP	WALKUP	78	0.28 %	0.21
MVA W/ INJURIES	MVI	77	0.28 %	0.21
DEAD PERSON	DEAD	76	0.27 %	0.21
MENTALLY ILL PER	MIP	76	0.27 %	0.21
PANIC ALARM	ALARMP	69	0.25 %	0.19
BOLO	BOLO	67	0.24 %	0.18
FLAG DOWN	FLAG	67	0.24 %	0.18
POWER LINES HAZARD	PL	65	0.23 %	0.18
CURFEW	CURFEW	64	0.23 %	0.17
HARRASSING CALLS	HCALL	56	0.20 %	0.15
HIT&RUN MVA	MVHR	56	0.20 %	0.15
ILLEGAL PARKING	PARK	56	0.20 %	0.15
LOST PROPERTY	PROPL	50	0.18 %	0.14
CARDIAC ARREST	CPR	49	0.18 %	0.13
FIREWORKS	FIREWK	49	0.18 %	0.13
SOLICITORS	SOL	47	0.17 %	0.13
ASSIST	ASST	46	0.16 %	0.13
DANGEROUS COND FD	DCFD	46	0.16 %	0.13



CITY OF DEBARY

2020 END OF YEAR

CRIME REPORT



STOLEN VEHICLE	SV	42	0.15 %	0.11
THREATENING CALL	TCALL	42	0.15 %	0.11
MISSING PERSON	MP	41	0.15 %	0.11
DOMESTIC DISTURBANCE	DV	40	0.14 %	0.11
NARCOTICS	NARC	40	0.14 %	0.11
SPECIAL DETAIL	SDL	40	0.14 %	0.11
TRAUMA CRITICAL	TRAUE	36	0.13 %	0.10
P/U UNWANTED RX DRUGS	PURX	33	0.12 %	0.09
ATTEMPTED SUICIDE	ASUI	32	0.11 %	0.09
SMOKE INVESTIGATION	SMOKE	32	0.11 %	0.09
WELL BEING CHECK MEDICAL	WBCF	30	0.11 %	0.08
MVA MAJOR	MVMI	25	0.09 %	0.07
STEP ZONE	STP	23	0.08 %	0.06
STOLEN TAG	TAGS	23	0.08 %	0.06
ALZHEIMERS	ALZ	21	0.08 %	0.06
DRUNK PERSON	IP	21	0.08 %	0.06
MENTALLY/EMOTIONAL	MIP1	21	0.08 %	0.06
SHOPLIFTING	SHOP	21	0.08 %	0.06
911 CK/OPN LINE/MED HAZ	911MED	19	0.07 %	0.05
ABANDONED VEH	AV	19	0.07 %	0.05
EMERG ASST- FIRE REQ	LEO1	19	0.07 %	0.05
HAZARDOUS COND	HZM	18	0.06 %	0.05



CITY OF DEBARY

2020 END OF YEAR

CRIME REPORT




ABUSE	ABUSE	17	0.06 %	0.05
BURG/RESD	BURGR	17	0.06 %	0.05
SEX OFFENSE	SO	17	0.06 %	0.05
TRAFFIC LITE OUT	TLO	17	0.06 %	0.05
HOLD UP ALARM	ALARMH	16	0.06 %	0.04
MVA W/ HAZARD	MVH	16	0.06 %	0.04
STRUCTURE FIRE	SF	16	0.06 %	0.04
BRUSH FIRE	BF	14	0.05 %	0.04
BURGLARY	BURG	14	0.05 %	0.04
DRUNK DRIVER	DUI	14	0.05 %	0.04
VEH FIRE	VF	14	0.05 %	0.04
FLEEING DRIVER	FLEE	13	0.05 %	0.04
MISSING PERSON RECOVERED	MPR	13	0.05 %	0.04
SMOKE ODOR IN STRUCTURE	SMODIS	13	0.05 %	0.04
RECOVERED SIG 10	SVR	12	0.04 %	0.03
SMOKE IN STRUCTURE	SMIS	12	0.04 %	0.03
SUSPICIOUS VEHICLE	SVEH1	12	0.04 %	0.03
OPEN DOOR	OPD	11	0.04 %	0.03
ASSIST AGENCY	ASSIST	9	0.03 %	0.02
SEXUAL PREDATOR	SXP	9	0.03 %	0.02
FOUND CHILD	CHILDF	7	0.03 %	0.02
BOARDING	BOARD	6	0.02 %	0.02
LOST CHILD	CHILDL	6	0.02 %	0.02
SICK/LATE EMPLOYEE	SLEMP	6	0.02 %	0.02



CITY OF DEBARY

2020 END OF YEAR

CRIME REPORT



STRUC FIRE COMM/HIGHRISE	SFCH	6	0.02 %	0.02
DOMESTIC VIOLENCE INJUCT	DVI	5	0.02 %	0.01
FAILURE TO PAY	FTP1	5	0.02 %	0.01
CAR BREAK	CB1	4	0.01 %	0.01
DEPOSITS	DEP	4	0.01 %	0.01
DRONE	DRONE	4	0.01 %	0.01
FIRE OUT	FOUT	4	0.01 %	0.01
ILLEGAL BURN/TRASH FIRE	ILBURN	4	0.01 %	0.01
MASK COMPLAINT	MASK	4	0.01 %	0.01
MVA HIT/RUN W HAZ	MVHRH	4	0.01 %	0.01
BURG/BUSINESS	BURGB	3	0.01 %	0.01
CHILD BIRTH	CBIRTH	3	0.01 %	0.01
SMOKE IN STR COMM/HIRISE	SMISCH	3	0.01 %	0.01
TRAFFIC STOP/INV	TSB	3	0.01 %	0.01
ELEVATOR CALL	ELEV	2	0.01 %	0.01
HAZ COND/MAJOR INC	HZMMI	2	0.01 %	0.01
HIT&RUN W/INJ PED	MVHRPI	2	0.01 %	0.01
HOUSE WATCH	HW	2	0.01 %	0.01
LOST LICENSE TAG	LTAG	2	0.01 %	0.01
MVA W/INJURIES PED	MVPI	2	0.01 %	0.01
OBSCENE CALL	OCALL	2	0.01 %	0.01
SHOOTING	SHOOT	2	0.01 %	0.01



CITY OF DEBARY

2020 END OF YEAR

CRIME REPORT




DESCRIPTION	SIGNAL	TOTAL CALLS	% OF ALL CALLS	DAILY AVG
STALKING	STALK	2	0.01 %	0.01
AIR UNIT REQUEST	AIR	1	0.00 %	0.00
AIRCRAFT EMERGENCY	AEMER	1	0.00 %	0.00
ANIMAL BITE	BITE	1	0.00 %	0.00
ARMED ROBBERY	AROB	1	0.00 %	0.00
BAKER TRANSPORT	BT	1	0.00 %	0.00
BOAT ACCIDENT W/INJ	BOATAI	1	0.00 %	0.00
BOAT EMERGENCY	BOATE	1	0.00 %	0.00
BURG/IN PROG	BURGIP	1	0.00 %	0.00
BURG/JUST OCCD	BURGJO	1	0.00 %	0.00
CHEM/FUEL LEAK/SPILL	CHEM	1	0.00 %	0.00
CHEM/FUEL LEAK/SPILL INJ	CHEMF	1	0.00 %	0.00
CHEMICAL/GAS ODOR	CO	1	0.00 %	0.00
DROWNING	DROWN	1	0.00 %	0.00
HAZARDOUS COND W INJ	HZMI	1	0.00 %	0.00
HIT&RUN ACC W/INJ	MVHRI	1	0.00 %	0.00
LASER	LASER	1	0.00 %	0.00
LIGHTNING STRIKE/FIRE	LS	1	0.00 %	0.00
MEDICAL EMERGENCY	MED1	1	0.00 %	0.00
PERSON SHOT	PSHOT	1	0.00 %	0.00
UNCONSCIOUS	UNC	1	0.00 %	0.00
TOTAL CALLS:		27,964	100.00%	76.40



CITY OF DEBARY

2020 END OF YEAR

CRIME REPORT



INCIDENT TOTALS BY TYPE

VOLUSIA COUNTY SHERIFF'S OFFICE

2020-01-01 through 2020-12-31

LOCATION: VCSO - CITY OF DEBARY ZONE: ALL RD: ALL DEPUTY: ALL


INCIDENT DESCRIPTION	CALL TYPE	TOTAL INC	% OF ALL INC	DAILY AVG
Abandoned Vehicle	AV	7	.45%	.02
Aggravated Assault/Battery (UCR)	ABAT AGG	13	.83%	.04
Animal Complaint	AC	1	.06%	
Armed Robbery (UCR)	AROB	2	.13%	.01
Assist Agency	ASSIST	10	.64%	.03
Attempted Suicide	ASUI	19	1.22%	.05
Baker Act	BAKER	102	6.55%	.28
Burglar Alarm	ALARM	52	3.34%	.14
Burglary - Business(UCR class)	BURGB	4	.26%	.01
Burglary - Residence(UCR class)	BURGR	23	1.48%	.06
Civil Service	CIVILS	9	.58%	.02
Dead Person	DEAD	59	3.79%	.16
Disturbance	DIST	33	2.12%	.09
Domestic Disturbance	DV	38	2.44%	.1
Drunk Driver	DUI	20	1.28%	.05
Drunk Person	IP	2	.13%	.01



CITY OF DEBARY

2020 END OF YEAR

CRIME REPORT



Drunk Person	IP	2	.13%	.01
Fire Investigation	FIREINV	4	.26%	.01
Fleeing Vehicle	FLEE	4	.26%	.01
Forcible Fondling (UCR class)	F FONDLING	1	.06%	
Forcible Rape- Committed (UCR class)	F RAPE	1	.06%	
Found Property	PROPF	41	2.63%	.11
Fraud	FRAUD	63	4.04%	.17
Harassing Call	HCALL	8	.51%	.02
Hit & Run MVA	MVHR	27	1.73%	.07
Information	INFO	63	4.04%	.17
Juvenile Complaint	JUV	12	.77%	.03
Larceny (UCR class)	LARCENY	46	2.95%	.13
Larceny-Auto Parts (UCR Class)	LARCENY A	3	.19%	.01
Larceny-Bicycle (UCR Class)	LARCENY B	3	.19%	.01
Larceny-Carbreak (UCR Class)	LARCENY C	51	3.27%	.14
Larceny-Shoplifting (UCR Class)	LARCENY S	12	.77%	.03
Lost Property	PROPL	19	1.22%	.05
Marchman Act	MARCH	8	.51%	.02
Medical Incident	MEDICAL	5	.32%	.01
Mentally Ill Person	MIP	2	.13%	.01
Missing Person	MP	21	1.35%	.06
MVA	MV	125	8.02%	.34
MVA w/ Injuries	MVI	61	3.92%	.17
Narcotics	NARC	31	1.99%	.08



CITY OF DEBARY

2020 END OF YEAR

CRIME REPORT



Noise	NOISE	1	.06%	
Rec Stolen Veh, Other Agn Stln (UCR class)	RECVEH OA	4	.26%	.01
Reckless Driver	RD	1	.06%	
Recovered Stolen Vehicle (UCR class)	RECVEH	2	.13%	.01
Sex Offense - Non UCR	SO	12	.77%	.03
Sexual Predator Contact	SXP	1	.06%	
Shooting Without Injuries	SHOOT	1	.06%	
Simple Assault/Battery (UCR)	ABAT SIMP	42	2.7%	.11
Stolen Vehicle (UCR class)	STNVEH	18	1.16%	.05
Suspected Overdose/Poisoning	SOD	6	.39%	.02
Suspicious Incident	SINC	35	2.25%	.1
Suspicious Person	SPER	3	.19%	.01
Suspicious Vehicle	SVEH	2	.13%	.01
Threat/Intimidation (UCR class)	THREAT	1	.06%	
Towed Vehicle	TOW	2	.13%	.01
Traffic Stop	TS	304	19.51%	.83
Trespassers	TRES	11	.71%	.03
Vandalism	VAND	23	1.48%	.06
Warrant	WAR	82	5.26%	.22
Weapons Complaint	WC	2	.13%	.01
INCIDENT TOTALS:		1558	100.00%	4.26



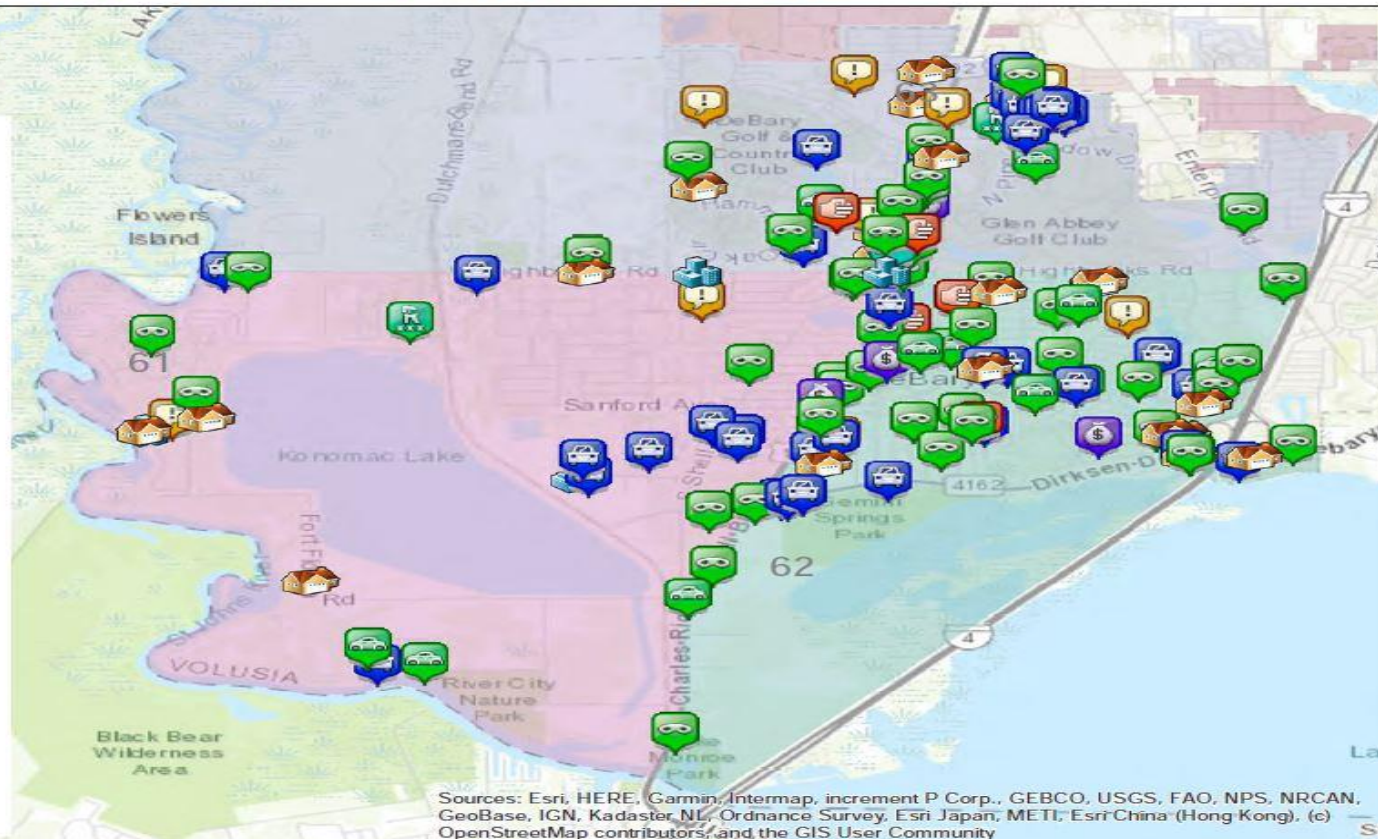
CITY OF DEBARY 2020 END OF YEAR CRIME REPORT



District 6 Zones 61, 62, 63
01/01/2020 thru 12/31/2020

Legend

-  Armed Robbery (2)
-  Strongarmed Robbery (5)
-  Larceny Carbreak (47)
-  Larcenies (46)
-  Sexual Battery (2)
-  Burglary Non-Residence (5)
-  Auto Theft (16)
-  Agg. Assaults/Batteries (7)
-  Agg. Domestic Assault (11)
-  Burglary Residence (21)
-  Larceny Shoplifting (13)



Sources: Esri, HERE, Garmin, Intermap, increment P Corp., GEBCO, USGS, FAO, NPS, NRCAN, GeoBase, IGN, Kadaster NL, Ordnance Survey, Esri Japan, METI, Esri China (Hong Kong), (c) OpenStreetMap contributors, and the GIS User Community



Prepared by: VC Crime Center
Crime Intelligence Analyst
Volusia Sheriff's Office
Printed On: 1/20/2021

0 0.5 1 2 Miles
* Map reflects total number of Incidents and not total number of victims



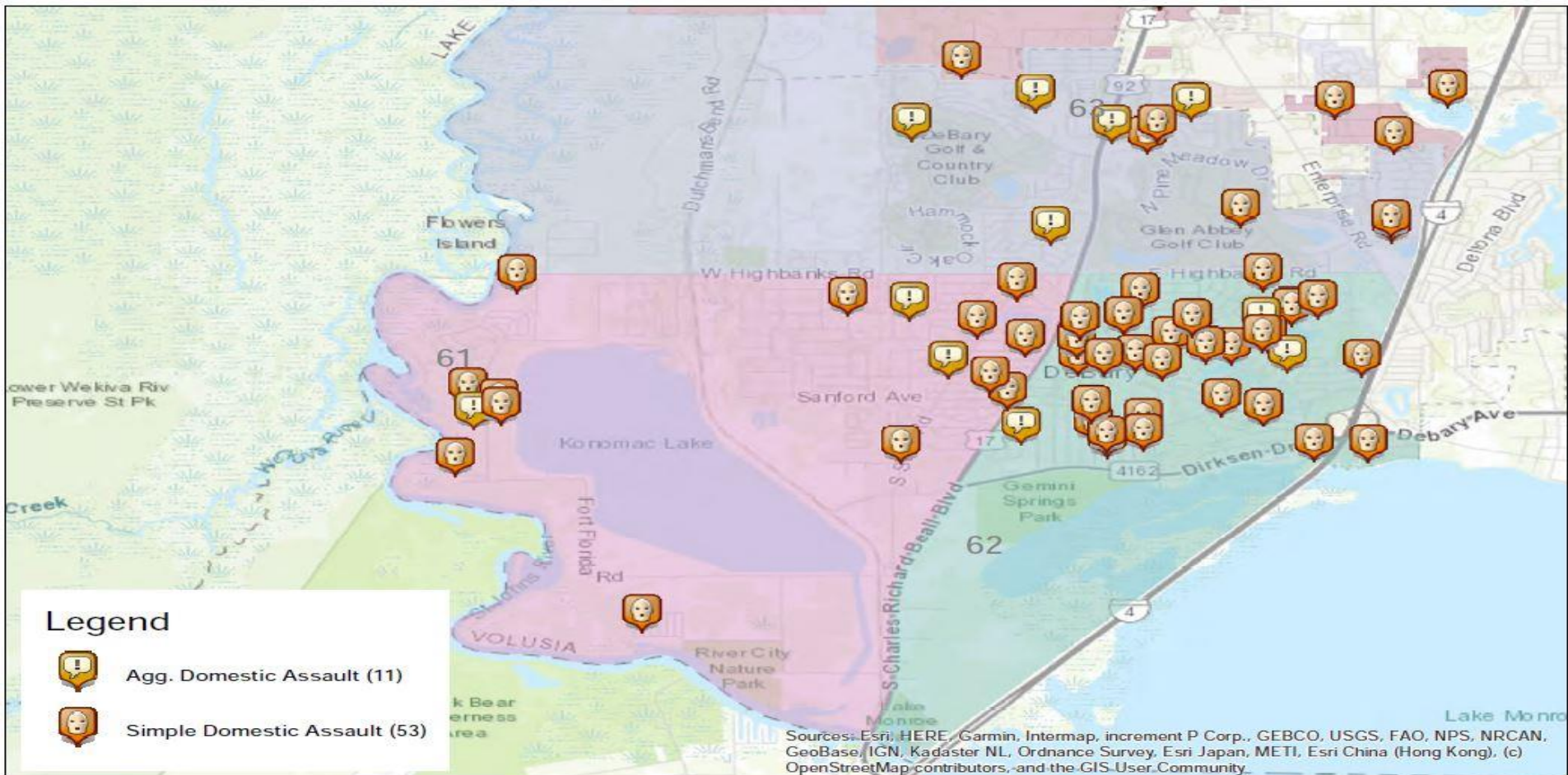
This is not a legal document.
due to address incompatibilities, some
incidents may not be represented and
the information on this map should not be
viewed as the legal representation of
property boundaries, roads, facilities, etc.



CITY OF DEBARY 2020 END OF YEAR CRIME REPORT




District 6 Domestic Assaults and Batteries
01/01/2020 thru 12/31/2020





CITY OF DEBARY

2020 END OF YEAR CRIME REPORT




2020 ANNUAL UCR COMPARISON

Part 1 Index Crime	2019	2020	% Change
Murder	1	0	- 100.0%
Rape	5	2	- 60.0%
Robbery	3	7	+ 133.3%
Aggravated Assault	15	21	+ 40.0%
Total Violent Crime	24	30	+ 25.0%
Burglary	20	26	+ 30.0%
Larceny	113	109	- 3.5%
Motor Vehicle Theft	13	16	+ 23.1%
Total Non-Violent Crime	146	151	+ 3.4%



CITY OF DEBARY 2020 END OF YEAR CRIME REPORT



2020 ANNUAL UCR COMPARISON

Part 1 Index Crime	2019	2020	% Change
Total Part 1 Index Crime	170	181	+ 6.5%
Index Crime Rate Per 100,000	802.80	823.74	+ 2.6%
Violet Crime Rate Per 100,000	113.34	136.53	+ 20.5%
Population	21,176	21,973	+ 3.8%
Clearance Rate	39.4	47.5	+ 20.6%

*The annual UCR Statistics source: Records

Population source: Bureau of Economic and Business Research, University of Florida



CITY OF DEBARY

2020 END OF YEAR

CRIME REPORT



January 1, 2020 through December 31, 2020 compared to the same periods in 2018 and 2019

Volusia County Sheriff's Office	YTD	YTD	2018-2019	YTD	YTD	2019-2020	YTD	YTD	2018-2020	% OF
District 6	2018	2019	% Change	2019	2020	%Change	2018	2020	%Change	COUNTYWIDE
Homicides	1	1	0%	1	0	-100%	1	<u>0</u>	-100%	0%
Auto Thefts	12	13	8%	<u>13</u>	<u>16</u>	<u>23%</u>	12	<u>16</u>	33%	8%
Total Burglaries	34	20	-41%	<u>20</u>	<u>26</u>	<u>30%</u>	34	<u>26</u>	<u>-24%</u>	8%
Residence	29	11	-62%	11	21	<u>91%</u>	29	<u>21</u>	-28%	8%
Non Residence	5	9	80%	9	5	-44%	5	<u>5</u>	0%	7%
Total Larcenies	148	113	-24%	<u>113</u>	<u>109</u>	<u>-4%</u>	148	<u>109</u>	<u>-26%</u>	9%
Larcenies	78	65	-17%	65	46	-29%	78	<u>46</u>	-41%	7%
Larceny Carbreak	56	28	-50%	28	47	<u>68%</u>	56	<u>47</u>	<u>-16%</u>	13%
Larceny Shoplifting	5	12	140%	12	13	<u>8%</u>	5	<u>13</u>	160%	6%
Larceny Bicycle	9	8	-11%	8	3	-63%	9	<u>3</u>	-67%	8%
Total Robberies	3	3	0%	<u>3</u>	<u>7</u>	<u>133%</u>	3	<u>7</u>	133%	6%
Armed	2	0	-100%	0	2	N/A	2	<u>2</u>	0%	6%
Strongarmed	1	3	200%	3	5	<u>67%</u>	1	<u>5</u>	400%	6%
Total Agg. Assaults/Bat.	23	15	-35%	<u>15</u>	<u>21</u>	<u>40%</u>	23	<u>21</u>	<u>-9%</u>	N/A
Agg. Assaults/Batteries	10	7	-30%	7	9	<u>29%</u>	10	<u>9</u>	-10%	4%
Agg. Domestic Assault/Batteries	13	8	-38%	8	12	<u>50%</u>	13	<u>12</u>	-8%	6%
Person Shot	0	1	N/A	1	0	-100%	0	<u>0</u>	0%	0%
Total Sexual Bat.	6	5	-17%	<u>5</u>	<u>2</u>	<u>-60%</u>	6	<u>2</u>	-67%	2%
Sexual Battery	3	2	-33%	2	0	-100%	3	<u>0</u>	-100%	0%
Sexual Battery Child	3	3	0%	3	2	-33%	3	<u>2</u>	-33%	3%
Total Part One Crimes	227	170	-25%	<u>170</u>	<u>181</u>	<u>6%</u>	227	<u>181</u>	<u>-20%</u>	8%
Part One Property Crimes	194	146	-25%	146	151	<u>3%</u>	194	<u>151</u>	-22%	8%
Part One Person Crimes	33	24	-27%	24	30	<u>25%</u>	33	<u>30</u>	-9%	5%
Total Calls For Service	0	0	0%	<u>0</u>	<u>0</u>	0%	0	<u>0</u>	0%	0%
Firearm Offenses	5	3	-40%	3	6	<u>100%</u>	5	<u>6</u>	20%	4%
All Domestic Violence Cases	99	80	-19%	80	66	<u>-18%</u>	99	<u>66</u>	<u>-33%</u>	5%

NOTE: This Crime data is preliminary and subject to reclassification upon further investigation. The data above reflects the total number of offenses, it does not indicate the total number of incidents. There were incidents that did not code into either district. These are included in the Countywide Total. N/A = Not Applicable


Last UCR build date: 1/17/2021 11:53:00 AM



CITY OF DEBARY

2020 END OF YEAR

CRIME REPORT



January 1, 2020 through December 31, 2020 compared to the same periods in 2018 and 2019

Volusia County Sheriff's Office District 6 Clearances	YTD 2018					YTD 2019					YTD 2020				
	Offense	Clrs	% Clr	Adult	Juv	Offense	Clrs	% Clr	Adult	Juv	Offense	Clrs	% Clr	Adult	Juv
Homicides	1	1	100%	0	1	1	1	100%	1	0	0	0	0%	0	0
Auto Thefts	12	5	42%	5	0	13	5	38%	3	2	16	12	75%	9	3
Total Burglaries	34	11	32%	10	1	20	14	70%	13	1	26	14	54%	11	3
Residence	29	9	31%	8	1	11	9	82%	8	1	21	11	52%	10	1
Non Residence	5	2	40%	2	0	9	5	56%	5	0	5	3	60%	1	2
Total Larcenies	148	37	25%	30	7	113	29	26%	23	6	109	30	28%	28	2
Larcenies	78	22	28%	19	3	65	15	23%	13	2	46	17	37%	16	1
Larceny Carbreak	56	10	18%	8	2	28	6	21%	2	4	47	9	19%	8	1
Larceny Shoplifting	5	3	60%	3	0	12	7	58%	7	0	13	4	31%	4	0
Larceny Bicycle	9	2	22%	0	2	8	1	13%	1	0	3	0	0%	0	0
Total Robberies	3	3	100%	3	0	3	3	100%	3	0	7	7	100%	7	0
Armed	2	2	100%	2	0	0	0	0%	0	0	2	2	100%	2	0
Strongarmed	1	1	100%	1	0	3	3	100%	3	0	5	5	100%	5	0
Total Agg. Assaults/Bat.	23	19	83%	17	2	15	13	87%	11	2	21	17	81%	16	1
Agg. Assaults/Batteries	10	7	70%	6	1	7	5	71%	4	1	9	6	67%	6	0
Agg. Domestic Assault/Batteries	13	12	92%	11	1	8	8	100%	7	1	12	11	92%	10	1
Person Shot	0	0	0%	0	0	1	1	100%	1	0	0	0	0%	0	0
Total Sexual Bat.	6	3	50%	3	0	5	2	40%	1	1	2	6	300%	6	0
Sexual Battery	3	1	33%	1	0	2	1	50%	1	0	0	1	N/A	1	0
Sexual Battery Child	3	2	67%	2	0	3	1	33%	0	1	2	5	250%	5	0
Total Part One Crimes	227	79	35%	63	11	170	67	39%	55	12	181	86	48%	77	9
Part One Property Crimes	194	53	27%	45	8	146	48	33%	39	9	151	56	37%	48	8
Part One Person Crimes	33	26	79%	18	3	24	19	79%	16	3	30	30	100%	29	1

NOTE: This Crime data is preliminary and subject to reclassification upon further investigation. The data above reflects the total number of offenses, it does not indicate the total number of incidents.

Last UCR build date: 1/17/2021 11:53:00 AM



CITY OF DEBARY

2020 END OF YEAR

CRIME REPORT



January 1, 2020 through December 31, 2020 compared to the same periods in 2018 and 2019

Volusia County Sheriff's Office	YTD	YTD	2018-2019	YTD	YTD	2019-2020	YTD	YTD	2018-2020
COUNTYWIDE	2018	2019	% Change	2019	2020	%Change	2018	2020	%Change
Homicides	9	7	-22%	7	8	14%	9	8	-11%
Auto Thefts	255	212	-17%	212	193	-9%	255	193	-24%
Total Burglaries	613	421	-31%	421	329	-22%	613	329	-46%
Residence	524	340	-35%	340	257	-24%	524	257	-51%
Non Residence	89	81	-9%	81	72	-11%	89	72	-19%
Total Larcenies	1,933	1,572	-19%	1,572	1,276	-19%	1,933	1,276	-34%
Larcenies	1,013	839	-17%	839	638	-24%	1,013	638	-37%
Larceny Carbreak	564	393	-30%	393	367	-7%	564	367	-35%
Larceny Shoplifting	257	258	0%	258	231	-10%	257	231	-10%
Larceny Bicycle	99	82	-17%	82	40	-51%	99	40	-60%
Total Robberies	94	87	-7%	87	120	38%	94	120	28%
Armed	41	30	-27%	30	31	3%	41	31	-24%
Strongarmed	53	57	8%	57	89	56%	53	89	68%
Total Agg. Assaults/Bat.	379	392	3%	392	426	9%	379	426	12%
Agg. Assaults/Batteries	227	190	-16%	190	233	23%	227	233	3%
Agg. Domestic Assault/Batteries	152	202	33%	202	193	-4%	152	193	27%
Person Shot	12	11	-8%	11	17	55%	12	17	42%
Total Sexual Bat.	87	60	-31%	60	91	52%	87	91	5%
Sexual Battery	27	22	-19%	22	21	-5%	27	21	-22%
Sexual Battery Child	60	38	-37%	38	70	84%	60	70	17%
Total Part One Crimes	3,370	2,751	-18%	2,751	2,443	-11%	3,370	2,443	-28%
Part One Property Crimes	2,801	2,205	-21%	2,205	1,798	-18%	2,801	1,798	-36%
Part One Person Crimes	569	546	-4%	546	645	18%	569	645	13%
Total Calls For Service	116,416	111,131	-5%	111,131	105,202	-5%	116,416	105,202	-10%
Firearm Offenses	175	129	-26%	129	145	12%	175	145	-17%
All Domestic Violence Cases	1,641	1,606	-2%	1,606	1,324	-18%	1,641	1,324	-19%

NOTE: This Crime data is preliminary and subject to reclassification upon further investigation. The data above reflects the total number of offenses, it does not indicate the total number of incidents. There were incidents that did not code into either district. These are included in the Countywide Total. N/A = Not Applicable


Last UCR build date:



CITY OF DEBARY

2020 END OF YEAR

CRIME REPORT



January 1, 2020 through December 31, 2020 compared to the same periods in 2018 and 2019


VCSO Countywide Clearances	YTD 2018					YTD 2019					YTD 2020				
	Offense	Clrs	% Clr	Adult	Juv	Offense	Clrs	% Clr	Adult	Juv	Offense	Clrs	% Clr	Adult	Juv
Homicides	9	8	89%	7	1	7	6	86%	5	1	8	8	100%	8	0
Auto Thefts	255	111	44%	89	22	212	86	41%	76	10	193	105	54%	79	26
Total Burglaries	613	211	34%	184	27	421	161	38%	149	12	329	162	49%	150	12
Residence	524	178	34%	156	22	340	134	39%	123	11	257	127	49%	119	8
Non Residence	89	33	37%	28	5	81	27	33%	26	1	72	35	49%	31	4
Total Larcenies	1933	527	27%	467	60	1572	509	32%	450	59	1276	479	38%	420	59
Larcenies	1013	237	23%	220	17	839	234	28%	209	25	638	176	28%	164	12
Larceny Carbreak	564	134	24%	101	33	393	90	23%	65	25	367	121	33%	76	45
Larceny Shoplifting	257	139	54%	137	2	258	175	68%	168	7	231	176	76%	174	2
Larceny Bicycle	99	17	17%	9	8	82	10	12%	8	2	40	6	15%	6	0
Total Robberies	94	65	69%	60	5	87	74	85%	63	11	120	110	92%	105	5
Armed	41	23	56%	22	1	30	23	77%	18	5	31	26	84%	25	1
Strongarmed	53	42	79%	38	4	57	51	89%	45	6	89	84	94%	80	4
Total Agg. Assaults/Bat.	379	253	67%	232	21	392	313	80%	285	28	426	337	79%	318	19
Agg. Assaults/Batteries	227	129	57%	117	12	190	137	72%	121	16	233	169	73%	156	13
Agg. Domestic Assault/Batteries	152	124	82%	115	9	202	176	87%	164	12	193	168	87%	162	6
Person Shot	12	11	92%	11	0	11	9	82%	7	2	17	12	71%	12	0
Total Sexual Bat.	90	43	48%	29	14	60	27	45%	18	9	91	57	63%	48	9
Sexual Battery	29	14	48%	14	0	22	8	36%	8	0	21	11	52%	11	0
Sexual Battery Child	61	29	48%	15	14	38	19	50%	10	9	70	46	66%	37	9
Total Part One Crimes	3,370	1,218	36%	1,000	150	2,751	1,176	43%	1,046	130	2,443	1,256	51%	1,126	130
Part One Property Crimes	2801	849	30%	740	109	2205	756	34%	675	81	1798	746	41%	649	97
Part One Person Crimes	569	369	65%	260	41	546	420	77%	371	49	645	510	79%	477	33

NOTE: This Crime data is preliminary and subject to reclassification upon further investigation. The data above reflects the total number of offenses, it does not indicate the total number of incidents.

Last UCR build date: 1/17/2021 11:53:00 AM



CITY OF DEBARY 2020 END OF YEAR CRIME REPORT




It should be noted that Countywide, in 2020, the Sheriff's Office cleared 49% of all of it's burglary cases , up from 38 % in 2019. The clearance rate in 2018 was 24%. (104% clearance rate increase)

Overall, the agency's clearance rate for Part 1 Property Crimes was 51% in 2020, up from 36% in 2018. This is a total crime clearance difference of 42%. The numbers obviously speak for itself when it comes to clearing cases and solving crime in Volusia County.





CITY OF DEBARY 2020 END OF YEAR CRIME REPORT



All the stats and information concerning current crime in comparison to the previous 2 years in Volusia County can be found on the CompStat Reports web-site at the link below.


Crime Stats

<http://www.volusiasheriff.org/resources/compstat.shtml>





CITY OF DEBARY 2020 END OF YEAR CRIME REPORT




In addition to the Sheriff's Office's responsibilities of investigating and solving crime in the City of DeBary, just recently in response to a slight increase in car breaks, speeding, and other various complaints, on November 19, 2020, the Sheriff's Office launched a Proactive Enforcement Operation that was primarily focused on addressing these various issues. This eight (8) hour operation resulted in...

- * **Traffic Stops:** 47
- * **Traffic Citations Issued:** 17
- * **Warnings Issued:** 24
- * **Criminal Citations Issued:** 2
- * **Misdemeanor Arrests:** 5
- * **Felony Arrests:** 3



CITY OF DEBARY 2020 END OF YEAR CRIME REPORT



VOLUSIA SHERIFF'S OFFICE




2020

Traffic Stops, Arrests, and Total Calls for Service

Traffic Stops	3,063
Arrests	839
Total Calls for Service	29,522



CITY OF DEBARY 2020 END OF YEAR CRIME REPORT




Conclusion

The Volusia Sheriff's Office is committed to working hard on every case with diligence and persistence. This is just another example why the clearance rate for solving crime throughout the entire County continues to increase. This accomplishment is primarily achieved by keeping the heat up on known criminals and identifying crime trends early on in specific areas. Our Deputies and Detectives are dedicated and determined to continue their efforts to reduce crime in the City of DeBary, and throughout all of Volusia County.



CITY OF DEBARY 2020 END OF YEAR CRIME REPORT

END OF REPORT



END

