

CITY OF DEBARY, FLORIDA

ANNUAL FINANCIAL REPORT

FOR THE FISCAL YEAR ENDED SEPTEMBER 30, 2019



CITY COUNCIL

KAREN CHASEZ, MAYOR
ERIKA BENFIELD, VICE MAYOR
STEPHEN BACON
PATRICIA STEVENSON
PHYLLIS BUTLIEN

CITY MANAGER

CARMEN ROSAMONDA

FINANCE DIRECTOR

ELIZABETH BAUER

INDEPENDENT AUDITORS

BMC CPAs, INC.

This Page Intentionally Left Blank.

TABLE OF CONTENTS
ANNUAL FINANCIAL REPORT
September 30, 2019
CITY OF DEBARY, FLORIDA

	<u>Page</u>
INTRODUCTORY SECTION	
Title Page	1
Table of Contents	3
FINANCIAL SECTION	
Independent Auditors' Report	7
Management's Discussion and Analysis.....	13
Basic Financial Statements:	
Government-wide Financial Statements:	
Statement of Net Position	25
Statement of Activities	27
Fund Financial Statements:	
Balance Sheet-Governmental Funds	28
Reconciliation of the Balance Sheet of Governmental Funds to the	
Statement of Net Position.....	33
Statement of Revenues, Expenditures, and Changes in	
Fund Balances - Governmental Funds	34
Reconciliation of the Statement of Revenues, Expenditures, and Changes in	
Fund Balances of Governmental Funds to the Statement of Activities.....	39
Statement of Revenues, Expenditures and Changes in Fund Balance – Budget	
and Actual - General Fund	40
Statement of Revenues, Expenditures and Changes in Fund Balance – Budget	
and Actual – Solid Waste Fund.....	42
Statement of Revenues, Expenditures and Changes in Fund Balance – Budget	
and Actual – Stormwater Management Fund.....	43
Statement of Revenues, Expenditures and Changes in Fund Balance – Budget	
and Actual – Franchise Fees Fund	44
Notes to the Financial Statements	47
Required Supplementary Information:	
Change in Total OPEB Liability	72
Schedule of Changes – Sponsor's Total OPEB Liability.....	73
Other Supplementary Information:	
Schedule of Revenues, Expenditures and Changes in Fund Balance – Budget	
and Actual – Ft. Florida Road Improvement Fund	77

TABLE OF CONTENTS (Continued)
ANNUAL FINANCIAL REPORT
 September 30, 2019
 CITY OF DEBARY, FLORIDA

	<u>Page</u>
Combining and Individual Fund Statements and Budgetary Comparison Schedules:	
Combining Balance Sheet-Nonmajor Governmental Funds	80
Combining Statement of Revenues, Expenditures, and Changes in Fund Balances- Nonmajor Governmental Funds	82
Schedule of Revenues, Expenditures and Changes in Fund Balance – Budget and Actual – Street Lighting District Fund	84
Schedule of Revenues, Expenditures and Changes in Fund Balance – Budget and Actual – Orlandia Heights Neighborhood Improvement District Fund	85
Schedule of Revenues, Expenditures and Changes in Fund Balance – Budget and Actual – Tree Preservation Special Revenue Fund	86
Schedule of Revenues, Expenditures and Changes in Fund Balance – Budget and Actual – Economic Opportunity Special Revenue Fund	87
Schedule of Revenues, Expenditures and Changes in Fund Balance – Budget and Actual – Park Benefit Impact Fee Special Revenue Fund	88
Schedule of Revenues, Expenditures and Changes in Fund Balance – Budget and Actual – Public Buildings Benefit Impact Fee Special Revenue Fund	89
Schedule of Revenues, Expenditures and Changes in Fund Balance – Budget and Actual – Ft. Florida Road Assessment Bond Series 2016 Debt Service Fund	90
Schedule of Revenues, Expenditures and Changes in Fund Balance – Budget and Actual – Fire Station Bond Series 2016 Debt Service Fund	91

SUPPLEMENTAL AUDIT REPORTS

Independent Auditors’ Report on Internal Control Over Financial Reporting And on Compliance and Other Matters Based on an Audit of Financial Statements Performed in Accordance with <i>Government Auditing Standards</i>	95
Management Letter	97
Independent Accountants’ Report (on Compliance with Section 218.415, Florida Statutes).....	99

INDEPENDENT AUDITORS' REPORT

This Page Intentionally Left Blank.

INDEPENDENT AUDITORS' REPORT

The Honorable Mayor, and
Members of the City Council
City of DeBary, Florida

Report on the Financial Statements

We have audited the accompanying financial statements of the governmental activities, each major fund, and the aggregate remaining fund information of City of DeBary, Florida (the "City"), as of and for the year ended September 30, 2019, and the related notes to the financial statements, which collectively comprise the City's basic financial statements as listed in the table of contents.

Management's Responsibility for the Financial Statements

Management is responsible for the preparation and fair presentation of these financial statements in accordance with accounting principles generally accepted in the United States of America; this includes the design, implementation, and maintenance of internal control relevant to the preparation and fair presentation of financial statements that are free from material misstatement, whether due to fraud or error.

Auditor's Responsibility

Our responsibility is to express opinions on these financial statements based on our audit. We conducted our audit in accordance with auditing standards generally accepted in the United States of America and the standards applicable to financial audits contained in *Government Auditing Standards*, issued by the Comptroller General of the United States. Those standards require that we plan and perform the audit to obtain reasonable assurance about whether the financial statements are free from material misstatement.

An audit involves performing procedures to obtain audit evidence about the amounts and disclosures in the financial statements. The procedures selected depend on the auditor's judgment, including the assessment of the risks of material misstatement of the financial statements, whether due to fraud or error. In making those risk assessments, the auditor considers internal control relevant to the entity's preparation and fair presentation of the financial statements in order to design audit procedures that are appropriate in the circumstances, but not for the purpose of expressing an opinion on the effectiveness of the entity's internal control. Accordingly, we express no such opinion. An audit also includes evaluating the appropriateness of accounting policies used and the reasonableness of significant accounting estimates made by management, as well as evaluating the overall presentation of the financial statements.

We believe that the audit evidence we have obtained is sufficient and appropriate to provide a basis for our audit opinions.

Opinions

In our opinion, the financial statements referred to above present fairly, in all material respects, the respective financial position of the governmental activities, each major fund, and the aggregate remaining fund information of City of DeBary, Florida, as of September 30, 2019, and the respective changes in financial position and the respective budgetary comparisons for the General Fund, Solid Waste Fund, Stormwater Management Fund and Franchise Fees Fund for the year then ended in conformity with accounting principles generally accepted in the United States of America.

Other Matters

Required Supplementary Information

Accounting principles generally accepted in the United States of America require that the Management's Discussion and Analysis and the required schedules of Change in Total OPEB Liability and Change in Sponsor's Total OPEB Liability as listed in the table of contents, be presented to supplement the basic financial statements. Such information, although not a part of the basic financial statements, is required by the Governmental Accounting Standards Board, who considers it to be an essential part of financial reporting for placing the basic financial statements in an appropriate operational, economic, or historical context. We have applied certain limited procedures to the required supplementary information in accordance with auditing standards generally accepted in the United States of America, which consisted of inquiries of management about the methods of preparing the information and comparing the information for consistency with management's responses to our inquiries, the basic financial statements, and other knowledge we obtained during our audit of the basic financial statements. We do not express an opinion or provide any assurance on the information because the limited procedures do not provide us with sufficient evidence to express an opinion or provide any assurance.

Other Information

Our audit was conducted for the purpose of forming opinions on the financial statements that collectively comprise the City of DeBary, Florida's basic financial statements. The budgetary comparison for the major capital projects funds and the combining and individual nonmajor fund financial statements, as listed in the table of contents, are presented for purposes of additional analysis and are not a required part of the basic financial statements.

The budgetary comparison for the major capital projects fund, the combining and individual nonmajor fund financial statements, individual nonmajor fund budgetary comparisons and the accompanying schedule of expenditures of federal awards are the responsibility of management and were derived from and relate directly to the underlying accounting and other records used to prepare the basic financial statements. Such information has been subjected to the auditing procedures applied in the audit of the basic financial statements and certain additional procedures, including comparing and reconciling such information directly to the underlying accounting and other records used to prepare the basic financial statements or to the basic financial statements themselves, and other additional procedures in accordance with auditing standards generally accepted in the United States of America. In our opinion, the budgetary comparison for the major capital projects fund, the combining and individual nonmajor fund financial statements, individual nonmajor fund budgetary comparisons and the schedule of expenditures of federal awards are fairly stated in all material respects in relation to the basic financial statements as a whole.

To the Honorable Mayor, and
Members of the City Council
City of DeBary, Florida
Page 3

Other Reporting Required by *Government Auditing Standards*

In accordance with *Government Auditing Standards*, we have also issued our report dated March 30, 2020, on our consideration of the City of DeBary, Florida's internal control over financial reporting and on our tests of its compliance with certain provisions of laws, regulations, contracts, and grant agreements and other matters. The purpose of that report is to describe the scope of our testing of internal control over financial reporting and compliance and the results of that testing, and not to provide an opinion on internal control over financial reporting or on compliance. That report is an integral part of an audit performed in accordance with *Government Auditing Standards* in considering City of DeBary, Florida's internal control over financial reporting and compliance.

BMC CPAs

March 30, 2020

This Page Intentionally Left Blank.

MANAGEMENT'S DISCUSSION AND ANALYSIS

This Page Intentionally Left Blank.

MANAGEMENT'S DISCUSSION AND ANALYSIS

As financial management of City of DeBary, Florida, (hereinafter referred to as the "City"), we offer the readers of these basic financial statements this narrative overview and analysis of the City's financial activities for the fiscal year that ended on September 30, 2019. This discussion and analysis is designed to assist the reader in focusing on the significant financial issues and activities and to identify any significant changes in financial position. We encourage readers to consider the information presented here in conjunction with the financial statements, which follow this section, taken as a whole.

Financial Highlights

- The total assets of the City of DeBary, Florida exceeded its liabilities (net position) at the close of the most recent fiscal year by \$42.9 million, compared to \$41.9 million one year earlier. Of this amount, \$10.9 million (unrestricted net position) may be used to meet the City's ongoing obligations to citizens and creditors.
- During 2019, gross revenues from governmental activities of the City decreased by approximately \$.5 million to a total of \$16.7 million, compared to a total of \$17.2 million in 2018. Expenses for governmental activities totaled \$15.7 million in 2019 compared to \$16.2 million in 2018.
- The City's total combined governmental fund net position (for the General, Solid Waste, Stormwater Management, Franchise Fees, Capital Projects, and other non-major special revenue, debt service, and capital project funds) increased by \$1,041,531 in 2019 compared to an increase of \$1,044,149 in 2018. This represents an increase of 2.5% above the prior year's net position.
- The City's governmental funds reported combined ending fund balances of \$9.9 million at the end of the current fiscal year, an increase of \$.8 million over the \$9.1 million from one year earlier. Approximately 67.1% of this amount or \$6.6 million is available for spending at the City's discretion (unassigned fund balance).
- At the end of fiscal year 2019, unassigned fund balance for the General Fund was \$6,626,289 or 59.3% of the total 2019 General Fund expenditures, which represents 216 days (or over 7 months) of excess funds. This represents an increase of \$540,435 over the \$6,085,854 reported at the end of 2018.
- The City's total outstanding long-term debt decreased by \$1,007,395 during the current fiscal year primarily due to regular principal payments totaling \$1,009,084.

Overview of the Financial Statements

The City's basic financial statements are comprised of three parts: 1) management's discussion and analysis, 2) the basic financial statements (including government-wide financial statements, fund financial statements, and notes to the financial statements), and 3) required supplementary information, including budgetary comparisons and other selected financial data.

Management's Discussion and Analysis (MD&A) is intended to serve as an introduction to the basic financial statements and required supplementary information. The MD&A represents management's examination and analysis of the City's financial condition and financial performance as a whole. Summary financial statement data, key financial and operational indicators used in the strategic plan, budget, and other management tools were used for this analysis.

The basic financial statements include two kinds of statements that present different views of the City. The first two statements consist of entity-wide financial statements that provide both the short- and long-term financial information about the City's overall financial status, including its governmental activities. These statements report information about the City using full accrual accounting methods and economic resources focus as utilized by similar business activities in the private sector. Information concerning all of the City's assets and liabilities, both financial and capital, and short-term and long-term debt are included. Likewise, all revenues and expenses received during the year, regardless of when cash is received or paid are reported. The remaining statements are fund financial statements that focus on individual parts of the City government, reporting the City's operations in more detail than the government-wide financial statements. These fund statements tell how general government services like public safety were financed in the short-term as well as what remains for future spending.

Government-Wide Financial Statements

The government-wide financial statements are designed to provide readers with a broad overview of the City's finances in a manner similar to a private-sector business. The basic financial statements of the City include a statement of net position and a statement of activities, which are described as follows:

- A statement of net position presents information on all of the City's assets and liabilities at the end of its fiscal year, with the difference between the two reported as net position. Over time, increases or decreases in net position may serve as a useful indicator of whether the City's financial position is improving or deteriorating. Net position increase when revenues exceed expenses. Increases to assets without a corresponding increase to liabilities results in increased net position, which indicates an improved financial condition.
- The statement of activities presents the results of business operations over the course of the fiscal year and information as to how the City's net position changed during the year. All changes in net position are reported as soon as the underlying event giving rise to the change occurs, regardless of the timing of the related cash flows. Thus, revenues and expenses are reported in this statement for some items that will only result in cash flows in future fiscal periods such as delinquent taxes and earned but unused personal leave.

The government-wide financial statements distinguish functions of the City that are principally supported by taxes and intergovernmental revenues (*government activities*) from other functions that are intended to recover all or a significant portion of their costs through user fees and charges (*business-type activities*). The governmental activities of the City include general government services, public safety (police, fire and building inspection), highways and streets, solid waste, street lighting, stormwater management, and recreation and leisure services. The City did not operate any proprietary, or business-type, activities during the past fiscal year.

The basic entity-wide financial statements can be found on pages 25 and 27 of this report.

Fund Financial Statements

The fund financial statements provide more detailed information about the City's most significant funds - not the City as a whole. A fund is a grouping of related accounts that is used to maintain control over resources that have been segregated for specific activities or objectives. The City uses fund accounting to ensure and demonstrate compliance with finance-related legal requirements. All of the funds of the City are governmental funds.

Governmental funds. Governmental funds are used to account for essentially the same functions reported as governmental activities in the government-wide financial statements. However, unlike the government-wide financial statements, governmental fund financial statements focus on near-term inflows and outflows of spendable resources, as well as on balances of spendable resources available at the end of the fiscal year. These funds are reported using the modified accrual accounting method, which measures cash and all other financial assets that can be readily converted into cash. Such information is useful in evaluating a government's near-term financing requirements.

Because the focus of governmental funds is narrower than that of the government-wide financial statements, it is useful to compare the information presented for governmental funds with similar information presented for governmental activities in the government-wide financial statements. By doing so, readers may better understand the long-term impact of the government's near-term financing decisions. Both the governmental fund balance sheet and the governmental fund statement of revenues, expenditures, and changes in fund balances provide a reconciliation to facilitate this comparison between governmental funds and governmental activities. These reconciliations can be found on pages 33 and 39.

The City maintains thirteen individual governmental funds. Information is presented separately in the governmental fund balance sheet and in the governmental fund statement of revenues, expenditures, and changes in fund balances for the General Fund, the Solid Waste (special revenue) Fund, the Stormwater Management (special revenue) Fund, the Franchise Fees (special revenue) Fund and the FT Florida Road Improvement (capital project) Fund, all of which are considered to be major funds. Data from the eight other governmental funds are combined into a single, aggregated presentation. Individual fund data for each of these non-major governmental funds is provided in the form of combining statements elsewhere in this report.

The City adopts an annual appropriations budget for each of its governmental funds in accordance with state statutes. Budgetary comparison statements have been provided for each fund to demonstrate compliance with these budgets.

The basic governmental fund financial statements and budgetary comparisons for the major governmental funds can be found on pages 28 to 44 of this report.

Notes to the Financial Statements. The financial statements also include notes which provide required disclosures and other information that are essential to a full understanding of material data provided in the statements. The notes present information about the City's significant accounting policies, account balances and activities, material risks, obligations, commitments, contingencies and subsequent events, if any. The notes to the financial statements can be found on pages 47 to 69 of this report.

Required and Other Supplementary Information. This section includes the financial information containing the combining and individual fund schedules, budgetary comparisons for the City's major capital funds and its other nonmajor governmental funds and general information as it relates to OPEB (Other Post Employment Benefits). Other supplemental information can be found on pages 72 to 91 of this report.

Government-Wide Financial Analysis of the City as a Whole

Net position. As noted previously, net position may serve over time as a useful indicator of a government's financial position. This year, the City's combined net position increased from \$41,887,260 to \$42,928,791, which represents an increase of \$1,041,531 or 2.5%, over amounts reported last year. Of this amount, approximately 74.5% is either restricted as to the purposes they can be used for or is invested in capital assets (land, buildings, improvements, infrastructure, machinery and equipment), and is not available for future spending. Although the City's investment in capital assets is reported net of related debt, it should

be noted that under normal circumstances the resources needed to repay this debt must be provided from other sources, since the capital assets themselves cannot be used to liquidate these liabilities. The remaining portion represents the City's unrestricted net position, the part of net position that can be used to finance day-to-day operations without constraints of enabling legislation or other legal requirements, and totaled \$10,935,174, or 25.5% of total net position at the end of 2019.

The following is a summary of net position at year end:

Net Position
September 30, 2019 and 2018

	<u>Governmental Activities</u>	
	<u>2019</u>	<u>2018</u>
Assets:		
Current and other assets.....	\$ 13,372,663	\$ 11,828,824
Capital assets, net.....	<u>38,936,796</u>	<u>39,481,591</u>
Total assets.....	<u>52,309,459</u>	<u>51,310,415</u>
Liabilities:		
Long-term debt outstanding.....	7,365,298	8,374,382
Other liabilities.....	<u>2,015,370</u>	<u>1,048,773</u>
Total liabilities.....	<u>9,380,668</u>	<u>9,423,155</u>
Net position:		
Invested in capital assets, net of related debt.....	31,571,498	31,107,209
Restricted.....	422,119	300,729
Unrestricted.....	<u>10,935,174</u>	<u>10,479,322</u>
Total net position.....	<u>\$ 42,928,791</u>	<u>\$ 41,887,260</u>

Changes in Net position. While the statement of net position shows a snapshot of the City's financial position at the end of the fiscal year, the statement of changes in net position provides answers as to the nature and source of those changes. During 2019, the City's combined net position increased by \$1,041,531, or 2.5% over the amount reported in the prior year. During this same period, the City's total revenues decreased by \$516,037 to a total of \$16,717,593 compared to a total of \$17,233,630 in 2018. This decrease is due primarily to a net decrease of \$1,390,000 in operating grants revenue because accrued revenue for Hurricane Irma was recognized in fiscal year 2018. Charges for services revenue increase by approximately \$600,000, mainly comprised of a \$258,000 increase in solid waste charges and \$252,000 increase in building permit revenue. There was also an increase in interest income of approximately \$33,000.

During 2019, approximately 28.3% of the City's total revenue came from property taxes, and approximately 49.0 cents (compared to 46.0 cents in the prior year) of every dollar raised came from some type of tax (e.g. property taxes, sales tax, gas tax, utility tax, etc.). Approximately 5.4% of the City's revenues are received in the form of operating grants, capital grants, disaster assistance and contributions. Another 33.5% came from fees charged for services, while most of the rest is state and federal shared revenues and other miscellaneous earnings (12.1%).

Expenses incurred to operate the City decreased \$513,419 in 2019, as was anticipated by management in the development of the current year budget appropriations. Overall, combined governmental activities expenses were relatively consistent with the exception of public safety which decreased by \$640,899. The public safety decrease is the net result of Hurricane Irma costs during 2018 and no significant hurricane

costs in 2019. The increase of approximately \$65,000 in general government is largely attributable to the addition of a part-time I.T. staff member, adding to I.T. services and increased legal costs. Physical environment costs increased by \$113,000 in 2019 largely due to increased stormwater infrastructure repair costs.

The following is a summary of changes in net position for the year:

Changes in Net Position
For the Years Ended September 30, 2019 and 2018

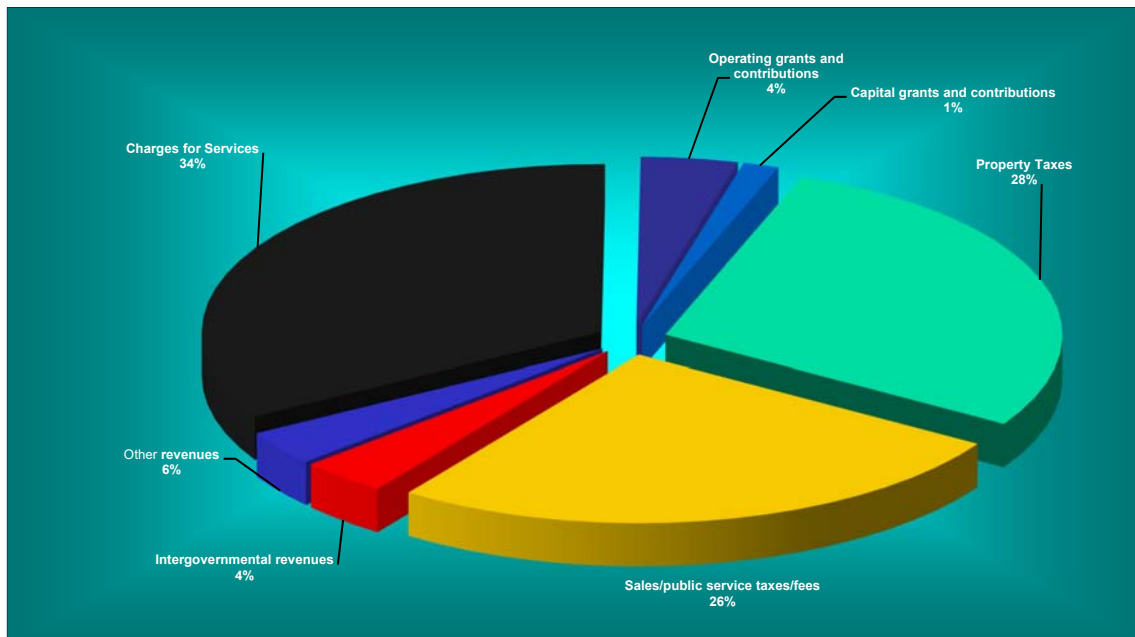
	<u>Governmental Activities</u>	
	<u>2019</u>	<u>2018</u>
Revenues:		
Program revenues:		
Charges for services.....	\$ 5,601,287	\$ 5,010,948
Operating grants/other.....	657,627	2,044,587
Capital grants/other.....	242,034	574,292
General revenues:		
Property taxes.....	4,729,291	4,669,473
Other taxes.....	3,429,052	3,259,248
Franchise fees.....	906,133	833,841
Intergovernmental.....	593,969	489,575
Other revenues.....	<u>558,200</u>	<u>351,666</u>
Total revenues.....	<u>16,717,593</u>	<u>17,233,630</u>
Expenses:		
General government.....	2,219,497	2,154,233
Public safety.....	6,545,678	7,186,577
Human services.....	73,826	76,896
Physical environment.....	3,316,911	3,203,972
Transportation.....	1,896,090	1,883,927
Economic environment.....	21,256	59,992
Culture/recreation.....	1,457,707	1,459,992
Interest on long-term debt.....	<u>145,097</u>	<u>163,892</u>
Total expenses.....	<u>15,676,062</u>	<u>16,189,481</u>
Increase (decrease) in net assets.....	1,041,531	1,044,149
Net position, beginning of year.....	<u>41,887,260</u>	<u>40,843,111</u>
Net position, end of year.....	<u>\$ 42,928,791</u>	<u>\$ 41,887,260</u>

Governmental Activities

Revenues for the City’s governmental activities experienced a decrease during 2019. Overall, the City’s governmental revenues totaled \$16,717,593, which represents a decrease of \$516,037, or 2.99% under last year’s reported governmental revenues totaling \$17,233,630. This decrease was mainly attributable to a decrease in disaster assistance revenue of approximately \$1,100,000, that was attributable to hurricane Irma during fiscal year 2018. There was an increase in charges for services by approximately \$600,000, mainly comprised of a \$258,000 increase in solid waste charges and \$252,000 increase in building permit revenue. There was also an increase in interest income of approximately \$33,000.

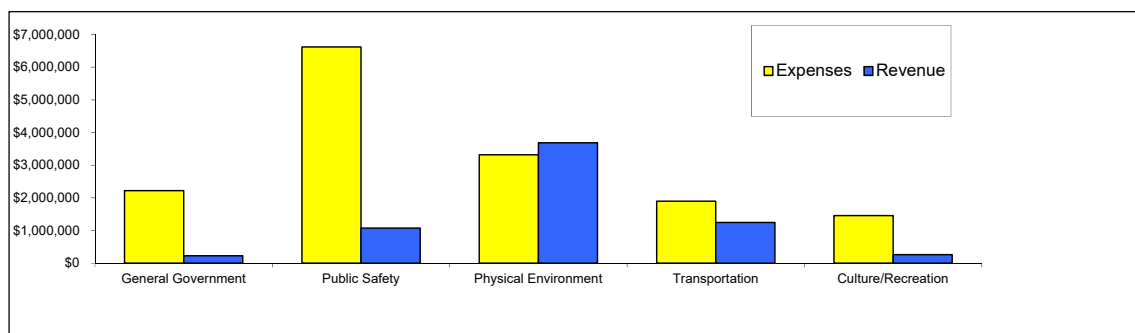
The City's governmental revenues are illustrated by source as follows:

Revenues by Source - Governmental Activities



An individual comparison of the City's functional program revenues and costs of providing program services to its citizens is useful in identifying the programs, and the extent of which each are dependent on taxes and other non-exchange revenues to subsidize their program operations. They are illustrated in the following graph:

Expenses and Program Revenues - Governmental Activities

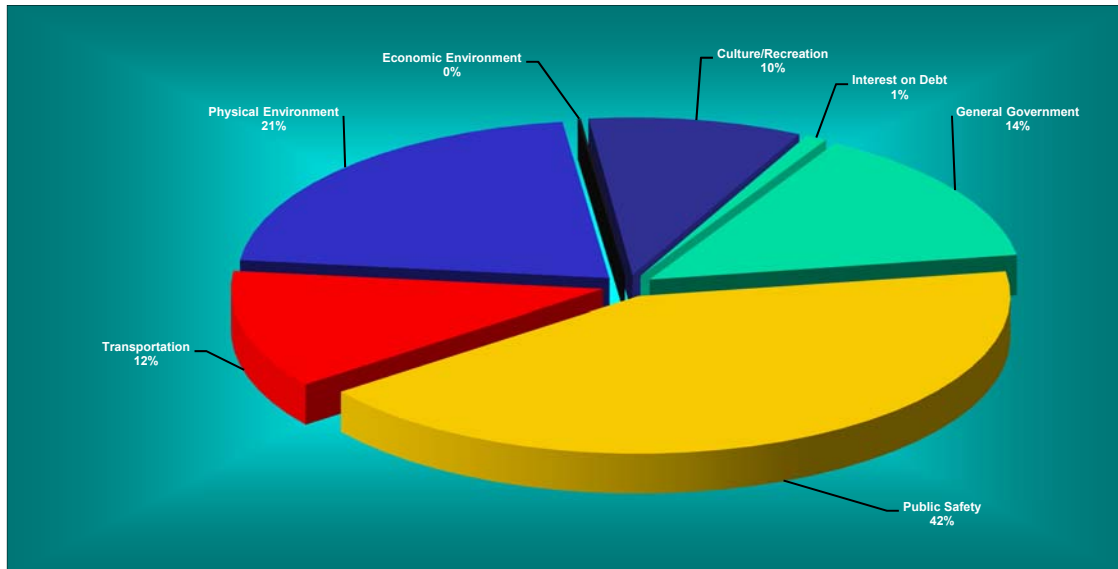


Expenses for the City's governmental activities totaled \$15,676,062 for fiscal 2019, which represents a decrease of \$513,419 or 3.2% under last year's reported governmental expenditures totaling \$16,189,481. These expenses do not include amounts expended for capital outlay and for debt principal payments; however, they do include depreciation and amortization expense for the year.

Over the last several years, a trend has emerged with respect to a widening gap between program revenues and program expenses. While core governmental services, such as police and fire protection, are traditionally provided to citizens without user charges, the City is continuing to explore alternative means to recover the costs of specialized government services. Its non-core services have also recognized substantial increases over the years. These costs, mostly which are unanticipated, are typically financed

through the accumulation of internal reserves. While these costs have been substantial in recent years, the City is continuing to take steps to re-examine the sufficiency of its operating reserves set aside for emergency purposes.

Expenses by Function - Governmental Activities



Financial Analysis of the City's Funds

As noted earlier, the City uses fund accounting to ensure and demonstrate compliance with finance-related legal requirements.

Governmental Funds. The focus of the City's governmental funds is to provide information on near-term inflows, outflows, and balances of spendable resources. Such information is useful in assessing the City's financing requirements. In particular, unassigned fund balance may serve as a useful measure of a government's net resources available for spending at the end of the fiscal year.

As the City completed the current fiscal year, its governmental funds reported a combined fund balance of \$9,879,147 which was \$761,463, or 8.4%, more than the \$9,117,684 reported last year. Approximately 67.1% of this amount (\$6,626,289) constitutes unassigned fund balance, which is available for spending at the government's discretion. The remainder of fund balance is non-spendable, restricted, committed or assigned to indicate that it is not available for spending as follows:

Non-spendable – Net asset amounts totaling \$104,444 have been designated as non-spendable since they reflect the costs for payments for prepaid expenses carried over to the subsequent year;

Restricted – Net asset amounts totaling \$765,371 have been designated as restricted through externally imposed constraints since they are 1) public safety-building inspection fees that are restricted and can only be used for inspection related activities (\$93,620), 2) 2nd Local Option Gas Tax resources that are restricted for roadway expansion (\$67,764), 3) impact fees that are restricted and can only be used for parks and recreation improvement projects (\$115,632), 4) funds that can only be used for fire station debt service (\$286,244), 5) funds restricted for Ft FL Rd assessment debt service (\$57,008), 6) impact fees that are restricted and can only be used for public building projects (\$145,103);

Committed – Net asset amounts totaling \$1,404,634 have been designated as committed from constraints imposed by the City Council since they can only be used 1) to finance specialized transportation costs (franchise fees - \$911,762), 2) Orlandia Heights Neighborhood Improvement District costs (\$11,747), 3) street lighting district costs (\$319,882), 4) Ft FL Rd improvements (\$91,024) and 5) to fund economic opportunity projects (\$70,219) as designated by the Council;

Assigned – Net asset amounts totaling \$978,409 have been designated as assigned based on the City Council’s intent that these funds be used for the specific purpose of 1) financing the operating costs of the solid waste program (\$282,479), 2) financing the costs of storm water management (\$642,553), and 3) for other non-major governmental programs (\$53,377); and

Unassigned – Net asset amounts totaling \$6,626,289 represents all residual amounts that have not been assigned to other funds and that have not been restricted, committed, or assigned to specific purposes within the general fund.

The general fund is the chief operating fund of the City. As of September 30, 2019, the unassigned fund balance in the general fund totaled \$6,626,289, while total fund balance was \$6,880,095. As a measure of the general fund’s liquidity, it may be useful to compare both unassigned fund balance and total fund balance to total fund expenditures. Unassigned fund balance represents 59.3% of total general fund expenditures (\$11,178,184), while total fund balance represents 61.5% of that same amount.

General Fund Budgetary Highlights

In fiscal year 2019, the City Council amended the General Fund operating budget for changes in various department appropriations, to increase and decrease amounts for expenditures as changes occurred during the year and for additional operating and hurricane expenditures. Revenues recognized were \$725,869 more than the budgeted revenues during 2019. Actual expenditures in the General Fund for the current fiscal year were \$878,093 less than the \$12.1 million in budgetary amounts appropriated.

Capital Assets and Debt Administration

Capital Assets. At September 30, 2019, the City had \$54,657,622 invested in a broad range of capital assets, including land, buildings, park facilities, public works infrastructure and general government machinery and equipment. This is \$1,138,628 greater than the total of \$53,518,994 the City had invested in capital assets one year earlier. During 2019, the significant portion of the net increase was attributable to the land purchased on Fort Florida Road for a future fire station, several stormwater infrastructure projects, Rob Sullivan Park parking lot expansion, and other municipal machinery and equipment. Accumulated depreciation on capital assets totaled \$15,720,826 and \$14,037,403 at September 30, 2019 and 2018, respectively. The City’s resultant net investment in capital assets totaled \$38,936,796 and \$39,481,591 at September 30, 2019 and 2018, respectively.

This overall investment in capital assets, net of depreciation, for all governmental activities is reflected in the following schedule:

Capital Assets
September 30, 2019 and 2018

	<u>Governmental Activities</u>	
	<u>2019</u>	<u>2018</u>
Land.....	\$ 9,227,652	\$ 9,050,727
Construction in progress.....	694,252	213,718
Buildings.....	6,915,724	6,915,724
Infrastructure.....	34,614,637	34,194,596
Machinery and equipment.....	<u>3,205,357</u>	<u>3,144,229</u>
	54,657,622	53,518,994
Accumulated depreciation.....	<u>(15,720,826)</u>	<u>(14,037,403)</u>
Net investment in capital assets.....	<u>\$ 38,936,796</u>	<u>\$ 39,481,591</u>

Additional information on the City's capital assets can be found in Note 8 to the financial statements.

General Long-term Debt. At year end, the City had \$7,365,298 in promissory notes and capital lease obligations outstanding, which are secured solely by specified revenue streams and other sources, compared to \$8,374,382 one year earlier. These notes and leases are recorded on the statement of net position under the liabilities section and segregated into amounts due within one year and those amounts due in more than one year.

The following is a summary of the City's general long-term debt at year end:

General Long-Term Debt
September 30, 2019 and 2018

	<u>Governmental Activities</u>	
	<u>2019</u>	<u>2018</u>
Capital lease obligations.....	\$ 3,298	\$ 7,382
Series 2012 Revenue Note.....	2,690,000	2,990,000
Series 2016 Assessment Revenue Bond.....	273,000	413,000
Series 2016 Fire Station Bond.....	1,164,000	1,443,000
Series 2016 Refunding Revenue Note.....	<u>3,235,000</u>	<u>3,521,000</u>
	7,365,298	8,374,382
Other postemployment benefit obligation.....	58,154	56,955
Compensated absences.....	<u>169,293</u>	<u>168,803</u>
General long-term debt.....	<u>\$ 7,592,745</u>	<u>\$ 8,600,140</u>

At year end, the City also had a commitment to fund future earned, but unpaid, employee personal leave of \$169,293, which was an increase of \$490 over the prior year's balance of \$168,803. The actuarial computed value of the City's future postemployment benefit obligation totaled \$58,154 at September 30, 2019, compared to \$56,955 one year earlier.

Additional information on the City's general long-term debt can be found in Note 9 to the financial statements.

Economic Factors and Next Year's Budgets and Rates

Many factors are considered each year by the City Council in its efforts to establish an operating budget, to evaluate its personnel needs, and to develop uniform user fees that are reasonable, and more importantly, capable of cost recovery. Some of the major factors considered in this process are the local economy, civilian labor force, unemployment rates, and inflation rates.

- The most recent estimates available for unemployment data in Volusia County, Florida, are compiled by the Florida Agency for Workforce Innovation on the Florida Research and Economic Information Database Application (FREIDA). This agency estimates a countywide unemployment rate of 3.2%, which is favorable to the 4.2% rate experienced one year earlier. These estimates are consistent with the state's current 3.0% unemployment rate. Nationwide, the unemployment rate is stated at 3.5%, as of December 2019.
- Inflationary trends for Volusia County are consistent with those trends experienced at the state and national levels.
- The overall Just Value of real and personal property on the 2019 levy increased 11.8% from \$2.585 billion for the tax year 2018 to \$2.817 billion for the tax year 2019. However, the overall Taxable Value (Just Value less statutory exemptions) of real and personal property (the ad valorem taxes from which will be received in fiscal 2019) on the 2019 levy increased 7.6% from \$1.860 billion in 2018 to \$2.002 billion in 2019. While property values have been reflecting modest gains for four consecutive years, the City is also facing many challenges in the fiscal year 2020 budget in order to balance relatively unchanged revenue projections with the rising prices for many of the city's basic operating expenses, such as wages, public safety, operating supplies, utilities, and insurance costs.
- The City Council voted to adopt an operating millage for the 2019 levy at 3.5000 mills, which was 41.80% above the 2.4682 rolled back rate. The rolled-back rate of 2.4682 mills is the rate that produces the equivalent of no increase in current year ad valorem taxes when levied against appreciated current year taxable values.
- In developing its 2020 budget estimates, the City has anticipated appropriating \$84,532 of prior year surplus reserve funds in the General Fund to balance the City's combined overall financing needs, which are estimated to be approximately \$13.2 million for fiscal year 2020. Similarly, the City has appropriated \$473,292 in prior year surplus reserve funds in the various governmental funds in anticipation of balancing its combined overall financing needs in these funds, which are estimated to be approximately \$7.7 million in fiscal year 2020. In 2020, the combined overall annual operating budget for the City including appropriating and anticipated reserves totals \$27,633,352.

Requests for Information

This financial report is designed to provide our citizens, taxpayers, customers, and creditors with a general overview of the City's finances and to demonstrate the City's accountability for the money it receives. Questions concerning any of the information provided in this report, or requests for additional information should be addressed to the Office of the City Manager, City of DeBary, Florida, 16 Colomba Road, DeBary, Florida 32713.

BASIC FINANCIAL STATEMENTS

This Page Intentionally Left Blank.

STATEMENT OF NET POSITION

September 30, 2019

CITY OF DEBARY, FLORIDA

	<u>Primary Government</u>
	<u>Governmental</u>
	<u>Activities</u>
<hr/>	
Assets:	
Equity in pooled cash and investments.....	\$ 10,842,816
Receivables, net of allowance for uncollectible accounts.....	683,360
Due from other governments.....	1,685,043
Prepaid expenses.....	104,444
Capital assets:	
Land and construction in progress.....	9,921,904
Other capital assets, net of depreciation.....	<u>29,014,892</u>
Deferred outflows of Resources:	
Developer incentive	<u>57,000</u>
 Total assets	 <u>\$ 52,309,459</u>
Liabilities:	
Accounts payable and accrued liabilities.....	1,668,595
Customer deposits and unearned income.....	72,000
Accrued interest payable.....	47,328
Compensated absences obligation.....	169,293
Other postemployment benefit obligation.....	58,154
Bonds, notes, and other payables:	
Due or payable within one year.....	964,004
Due or payable in more than one year.....	<u>6,401,294</u>
 Total liabilities	 <u>9,380,668</u>
Net position:	
Invested in capital assets net of related debt	31,571,498
Restricted for:	
Public safety-inspection fees.....	93,620
Transportation improvements.....	67,764
Park benefit impact fees.....	115,632
Public buildings benefit impact fees.....	145,103
Unrestricted	<u>10,935,174</u>
 Total net position	 <u>\$ 42,928,791</u>

The accompanying notes are an integral part of the financial statements.

This Page Intentionally Left Blank.

STATEMENT OF ACTIVITIES

For the Fiscal Year Ended September 30, 2019

CITY OF DEBARY, FLORIDA

	Expenses	Program Revenue			Primary Government
		Charges for Services	Operating Grants and Contributions	Capital Grants and Contributions	Governmental Activities
Primary government:					
Governmental activities:					
General government.....	\$ 2,219,497	\$ 124,280	\$ -	\$ 105,494	\$ (1,989,723)
Public safety.....	6,545,678	1,063,798	10,887	-	(5,470,993)
Human services.....	73,826	-	-	-	(73,826)
Physical environment.....	3,316,911	3,687,512	-	-	370,601
Transportation.....	1,896,090	598,413	646,740	-	(650,938)
Economic environment.....	21,256	-	-	-	(21,256)
Culture/recreation.....	1,457,707	127,284	-	136,540	(1,193,883)
Interest on long-term debt	<u>145,097</u>	<u>-</u>	<u>-</u>	<u>-</u>	<u>(145,097)</u>
Total primary government.....	<u>\$ 15,676,062</u>	<u>\$ 5,601,288</u>	<u>\$ 657,627</u>	<u>\$ 242,033</u>	<u>(9,175,115)</u>
General revenues:					
Property taxes.....					4,729,291
Sales taxes.....					1,192,997
Public service taxes.....					2,236,055
Franchise fees.....					906,133
State revenue sharing.....					495,417
Other intergovernmental revenues.....					98,552
Investment earnings.....					152,194
Miscellaneous revenue.....					<u>406,006</u>
Total general revenues.....					<u>10,216,646</u>
Change in net position.....					1,041,531
Net position - beginning of year.....					<u>41,887,260</u>
Net position - ending.....					<u>\$ 42,928,791</u>

The accompanying notes are an integral part of the financial statements.

BALANCE SHEET
GOVERNMENTAL FUNDS
September 30, 2019
CITY OF DEBARY, FLORIDA

	General	Special Revenue Funds		
		Solid Waste	Stormwater Management	Franchise Fees
Assets:				
Equity in pooled cash and investments.....	\$ 7,713,352	\$ 408,456	\$ 694,611	\$ 812,460
Receivables (net).....	345,492	376	641	112,861
Due from other governments.....	1,496,522	183,129	814	-
Prepays.....	<u>92,422</u>	<u>-</u>	<u>7,209</u>	<u>-</u>
Total assets.....	<u>\$ 9,647,788</u>	<u>\$ 591,961</u>	<u>\$ 703,275</u>	<u>\$ 925,321</u>
Deferred outflows of Resources:				
Developer incentive.....	<u>\$ -</u>	<u>\$ -</u>	<u>\$ -</u>	<u>\$ -</u>
Liabilities and Fund Balances:				
Liabilities:				
Accounts payable and accrued liabilities.....	\$ 1,375,405	\$ 127,056	\$ 53,513	\$ 13,559
Customer deposits.....	<u>72,000</u>	<u>-</u>	<u>-</u>	<u>-</u>
Total liabilities.....	<u>1,447,405</u>	<u>127,056</u>	<u>53,513</u>	<u>13,559</u>
Deferred Inflows of Resources:				
Unavailable revenue-property taxes.....	11,312	-	-	-
Unavailable revenue.....	178,630	-	-	-
Deferred revenue - disaster assistance.....	1,130,346	182,426	-	-
Unavailable revenue-special assessments.....	<u>-</u>	<u>-</u>	<u>-</u>	<u>-</u>
Total deferred inflows of resources.....	<u>1,320,288</u>	<u>182,426</u>	<u>-</u>	<u>-</u>

The accompanying notes are an integral part of the financial statements.

Capital Project Fund	Nonmajor Governmental Funds	Total Governmental Funds
FT Florida Road Improvement		
\$ 104,703	\$ 1,109,234	\$ 10,842,816
-	223,990	683,360
-	4,578	1,685,043
<u>-</u>	<u>4,813</u>	<u>104,444</u>
<u>\$ 104,703</u>	<u>\$ 1,342,615</u>	<u>\$ 13,315,663</u>
<u>\$ -</u>	<u>\$ 57,000</u>	<u>\$ 57,000</u>
\$ 13,679	\$ 85,382	\$ 1,668,594
<u>-</u>	<u>-</u>	<u>72,000</u>
<u>13,679</u>	<u>85,382</u>	<u>1,740,594</u>
-	-	11,312
-	26,458	205,088
-	-	1,312,772
<u>-</u>	<u>223,750</u>	<u>223,750</u>
<u>-</u>	<u>250,208</u>	<u>1,752,922</u>

BALANCE SHEET
GOVERNMENTAL FUNDS (Continued)
September 30, 2019
CITY OF DEBARY, FLORIDA

	Special Revenue Funds			
	General	Solid Waste	Stormwater Management	Franchise Fees
Fund Balances:				
Nonspendable:				
Prepaid items.....	92,422	-	7,209	-
Restricted:				
Transportation-gas taxes.....	67,764	-	-	-
Public safety-inspection fees.....	93,620	-	-	-
Public buildings benefit impact fees.....	-	-	-	-
Park benefit impact fees.....	-	-	-	-
Revenue bond debt.....	-	-	-	-
Special assessments debt.....	-	-	-	-
Committed:				
Franchise fees.....	-	-	-	911,762
Street lighting.....	-	-	-	-
Orlandia Heights improvements.....	-	-	-	-
Physical environment improvements.....	-	-	-	-
Economic opportunity.....	-	-	-	-
Assigned:				
Solid waste.....	-	282,479	-	-
Stormwater management.....	-	-	642,553	-
Other purposes.....	-	-	-	-
Unassigned.....	<u>6,626,289</u>	<u>-</u>	<u>-</u>	<u>-</u>
Total fund balances.....	<u>6,880,095</u>	<u>282,479</u>	<u>649,762</u>	<u>911,762</u>
Total liabilities, deferred inflows of resources and fund balances	<u>\$ 9,647,788</u>	<u>\$ 591,961</u>	<u>\$ 703,275</u>	<u>\$ 925,321</u>

The accompanying notes are an integral part of the financial statements.

<u>Capital Project Fund</u>	Nonmajor Governmental Funds	Total Governmental Funds
FT Florida Road Improvement		
-	4,813	104,444
-	-	67,764
-	-	93,620
-	145,103	145,103
-	115,632	115,632
-	286,244	286,244
-	57,008	57,008
-	-	911,762
-	319,882	319,882
-	11,747	11,747
91,024	-	91,024
-	70,219	70,219
-	-	282,479
-	-	642,553
-	53,377	53,377
-	-	<u>6,626,289</u>
<u>91,024</u>	<u>1,064,025</u>	<u>9,879,147</u>
<u>\$ 104,703</u>	<u>\$ 1,399,615</u>	<u>\$ 13,372,663</u>

This Page Intentionally Left Blank.

**RECONCILIATION OF THE BALANCE SHEET OF GOVERNMENTAL FUNDS
TO THE STATEMENT OF NET POSITION**
September 30, 2019
CITY OF DEBARY, FLORIDA

Fund balances - total governmental funds	\$ 9,879,147
Amounts reported for governmental activities in the statement of net assets are different because:	
Capital assets used in governmental activities are not financial resources and therefore are not reported in the funds.....	38,936,796
Other long-term assets are not available to pay for current period expenditures and therefore are not reported in the funds. They consist of the following:	
Delinquent property taxes receivable.....	11,312
Revenues deferred in governmental activities are recognized in the period in which they are earned, regardless of the date of their anticipated receipt.....	1,741,609
Long-term liabilities, including bonds and notes payable, are not due and payable in the current period and therefore are not reported in the funds. These liabilities and other debt related deferred charges consist of the following:	
Bonds and notes payable.....	\$ (7,362,000)
Capital lease obligations.....	(3,298)
Accrued interest payable.....	(47,328)
Actuarially computed other post-employment benefits obligation.....	(58,154)
Compensated absences.....	<u>(169,293)</u>
	<u>(7,640,073)</u>
Net position of governmental activities.....	<u>\$ 42,928,791</u>

The accompanying notes are an integral part of the financial statements.

STATEMENT OF REVENUE, EXPENDITURES AND CHANGES IN FUND BALANCES
GOVERNMENTAL FUNDS
For the Fiscal Year Ended September 30, 2019
CITY OF DEBARY, FLORIDA

	General	Special Revenue Funds		
		Solid Waste	Stormwater Management	Franchise Fees
Revenue:				
Taxes.....	\$ 7,503,793	\$ -	\$ -	\$ -
Permits, fees and special assessments	961,337	-	2,028,688	906,133
Intergovernmental.....	2,066,562	74,967	-	-
Charges for services	230,395	1,733,790	-	-
Fines and forfeitures.....	11,539	-	-	-
Miscellaneous.....	519,439	17,109	14,475	5,002
Total revenue.....	11,293,065	1,825,866	2,043,163	911,135
Expenditures:				
Current:				
General Government:				
Mayor and Council.....	85,013	-	-	-
City Manager.....	426,699	-	-	-
Finance and administration.....	366,132	-	-	-
Legal.....	281,795	-	-	-
Planning/Community Development.....	368,398	-	-	-
Nondepartmental.....	605,378	-	-	-
	<u>2,133,415</u>	<u>-</u>	<u>-</u>	<u>-</u>
Public Safety:				
Law enforcement.....	3,644,197	-	-	-
Fire safety.....	2,073,062	-	-	-
Protective inspection.....	815,625	-	-	-
Code enforcement.....	97,176	-	-	-
Emergency and disaster relief.....	48,858	-	-	-
	<u>6,678,918</u>	<u>-</u>	<u>-</u>	<u>-</u>
Human services.....	73,826	-	-	-
Physical environment.....	-	1,540,179	1,527,439	-
Transportation.....	992,398	-	-	186,308
Economic environment	-	-	-	-
Culture/recreation	1,295,223	-	-	-
Debt Service:				
Principal retirement	4,084	-	586,000	-
Interest and fiscal charges.....	320	-	124,268	-
Total expenditures.....	11,178,184	1,540,179	2,237,707	186,308

The accompanying notes are an integral part of the financial statements.

Capital Project Fund	Nonmajor Governmental Funds	Total Governmental Funds
FT Florida Road Improvement		
\$ -	\$ 52,086	\$ 7,555,879
-	777,231	4,673,389
-	-	2,141,529
-	2,000	1,966,185
-	-	11,539
-	<u>2,175</u>	<u>558,200</u>
-	<u>833,492</u>	<u>16,906,721</u>
-	-	85,013
-	-	426,699
-	-	366,132
-	-	281,795
-	-	368,398
-	-	<u>605,378</u>
-	-	<u>2,133,415</u>
-	-	3,644,197
-	-	2,073,062
-	-	815,625
-	-	97,176
-	-	<u>48,858</u>
-	-	<u>6,678,918</u>
-	-	73,826
-	2,644	3,070,262
44,871	488,003	1,711,580
-	21,256	21,256
-	-	1,295,223
-	419,000	1,009,084
-	<u>27,106</u>	<u>151,694</u>
<u>44,871</u>	<u>958,009</u>	<u>16,145,258</u>

STATEMENT OF REVENUE, EXPENDITURES AND CHANGES IN FUND BALANCES
GOVERNMENTAL FUNDS - (Continued)
For the Fiscal Year Ended September 30, 2019
CITY OF DEBARY, FLORIDA

	General	Special Revenue Funds		
		Solid Waste	Stormwater Management	Franchise Fees
Excess of revenue over (under) expenditures.....	\$ 114,881	\$ 285,687	\$ (194,544)	\$ 724,827
Other Financing Sources (Uses):				
Transfers in	841,336	-	200,000	-
Transfers out.....	(503,008)	(162,180)	(81,000)	(591,000)
Total other financing sources (uses).	338,328	(162,180)	119,000	(591,000)
Net changes in fund balances.....	453,209	123,507	(75,544)	133,827
Fund balances, beginning of year	6,426,886	158,972	725,306	777,935
Fund balances, end of year	\$ 6,880,095	\$ 282,479	\$ 649,762	\$ 911,762

The accompanying notes are an integral part of the financial statements.

Capital Project Fund	Nonmajor Governmental Funds	Total Governmental Funds
<u>\$ (44,871)</u>	<u>\$ (124,517)</u>	<u>\$ 761,463</u>
-	303,008	1,344,344
<u>-</u>	<u>(7,156)</u>	<u>(1,344,344)</u>
-	295,852	-
(44,871)	171,335	761,463
<u>135,895</u>	<u>892,690</u>	<u>9,117,684</u>
<u>\$ 91,024</u>	<u>\$ 1,064,025</u>	<u>\$ 9,879,147</u>

This Page Intentionally Left Blank.

**RECONCILIATION OF THE STATEMENT OF REVENUES, EXPENDITURES,
AND CHANGES IN FUND BALANCES OF GOVERNMENTAL FUNDS TO
THE STATEMENT OF ACTIVITIES**

For the Fiscal Year Ended September 30, 2019
CITY OF DEBARY, FLORIDA

Net change in fund balances - total governmental funds.....	\$	761,463
---	----	---------

Amounts reported for governmental activities in the statement of activities are different because:

Governmental funds report capital outlays as expenditures. However, in the statement of activities the cost of those assets is depreciated over their estimated useful lives, This is the amount by which capital outlays exceeded depreciation expense for the current period:

Capital outlay expenditures.....	\$ 1,267,127	
Depreciation expense.....	(1,794,588)	
Book value of disposed assets.....	<u>(17,334)</u>	(544,795)

Repayment of bond and note principal is an expenditure in the governmental funds, but the repayment reduces long-term liabilities in the statement of net assets. Principal repayments made on long-term debt obligations in the period.....		1,009,084
--	--	-----------

Revenues in the statement of activities that do not provide current financial resources are not reported as revenues in the governmental funds:		
Increase (decrease) in delinquent taxes.....	4,504	
Increase (decrease) in unavailable revenue.....	117,440	
Increase (decrease) in unavailable revenue-special assessments.....	<u>(78,949)</u>	42,995

Revenues recognized in the period in which they are earned regardless of the date of their anticipated receipt.....		(232,124)
---	--	-----------

Under the modified accrual basis of accounting used in the governmental funds, expenditures are not recognized for transactions that are not normally paid with expendable available financial resources. In the statement of activities, however, which is presented on the accrual basis, expenses and liabilities are reported regardless of when financial resources are available. In addition, interest on long-term debt is not recognized under the modified accrual basis of accounting until due, rather than as it accrues. These adjustments are as follows:

Change in accrued interest on bonds and notes payable.....	6,597	
Change in compensated absences liabilities.....	(490)	
Change in actuarially computed OPEB obligation.....	<u>(1,199)</u>	<u>4,908</u>

Change in net position of governmental activities.....	\$	<u><u>1,041,531</u></u>
--	----	-------------------------

The accompanying notes are an integral part of the financial statements.

**STATEMENT OF REVENUE, EXPENDITURES AND CHANGES IN FUND
BALANCES - BUDGET AND ACTUAL - GENERAL FUND**
For the Fiscal Year Ended September 30, 2019
CITY OF DEBARY, FLORIDA

	Budgeted Amounts		Actual	Variance
	Original	Final		
Revenue:				
Taxes.....	\$ 7,262,594	\$ 7,262,594	\$ 7,503,793	\$ 241,199
Permits, fees and special assessments	518,000	893,000	961,337	68,337
Intergovernmental.....	1,902,668	1,902,668	2,066,562	163,894
Charges for services	188,676	188,676	230,395	41,719
Fines and forfeitures.....	17,000	16,500	11,539	(4,961)
Miscellaneous.....	<u>128,858</u>	<u>303,758</u>	<u>519,439</u>	<u>215,681</u>
Total revenue.....	<u>10,017,796</u>	<u>10,567,196</u>	<u>11,293,065</u>	<u>725,869</u>
Expenditures:				
General Government:				
Mayor and Council.....	135,703	146,453	85,013	61,440
City Manager.....	461,907	523,756	426,699	97,057
Finance and administration.....	381,988	381,988	366,132	15,856
Legal.....	251,500	283,500	281,795	1,705
Planning and community development.....	471,069	526,069	368,398	157,671
Nondepartmental.....	<u>658,030</u>	<u>717,030</u>	<u>605,378</u>	<u>111,652</u>
	<u>2,360,197</u>	<u>2,578,796</u>	<u>2,133,415</u>	<u>445,381</u>
Public Safety:				
Law enforcement.....	3,654,725	3,664,225	3,644,197	20,028
Fire safety.....	1,762,967	2,084,867	2,073,062	11,805
Protective inspection.....	445,730	819,730	815,625	4,105
Code enforcement.....	102,579	108,579	97,176	11,403
Emergency and disaster relief.....	-	50,000	48,858	1,142
	<u>5,966,001</u>	<u>6,727,401</u>	<u>6,678,918</u>	<u>48,483</u>
Human services.....	<u>89,200</u>	<u>89,200</u>	<u>73,826</u>	<u>15,374</u>
Transportation.....	<u>1,047,939</u>	<u>1,193,654</u>	<u>992,398</u>	<u>201,256</u>
Culture/recreation	<u>1,436,125</u>	<u>1,462,820</u>	<u>1,295,223</u>	<u>167,597</u>
Debt Service:				
Principal retirement	3,838	4,086	4,084	2
Interest and fiscal charges.....	<u>568</u>	<u>320</u>	<u>320</u>	<u>-</u>
	<u>4,406</u>	<u>4,406</u>	<u>4,404</u>	<u>2</u>
Total expenditures.....	<u>10,903,868</u>	<u>12,056,277</u>	<u>11,178,184</u>	<u>878,093</u>
Excess of revenue over (under) expenditures.....	\$ <u>(886,072)</u>	\$ <u>(1,489,081)</u>	\$ <u>114,881</u>	\$ <u>1,603,962</u>

The accompanying notes are an integral part of the financial statements.

**STATEMENT OF REVENUE, EXPENDITURES AND CHANGES IN FUND
BALANCES - BUDGET AND ACTUAL - GENERAL FUND**
For the Fiscal Year Ended September 30, 2019
CITY OF DEBARY, FLORIDA

Continued

	<u>Budgeted Amounts</u>		Actual	Variance
	Original	Final		
Other Financing Sources (Uses):				
Transfers in	\$ 841,080	\$ 841,580	\$ 841,336	\$ (244)
Transfers out.....	<u>(503,008)</u>	<u>(503,008)</u>	<u>(503,008)</u>	<u>-</u>
Total other financing sources (uses)...	<u>338,072</u>	<u>338,572</u>	<u>338,328</u>	<u>(244)</u>
Net changes in fund balances.....	(548,000)	(1,150,509)	453,209	1,603,718
Fund balances, beginning of year	<u>5,500,000</u>	<u>6,238,213</u>	<u>6,426,886</u>	<u>188,673</u>
Fund balances, end of year	<u>\$ 4,952,000</u>	<u>\$ 5,087,704</u>	<u>\$ 6,880,095</u>	<u>\$ 1,792,391</u>

The accompanying notes are an integral part of the financial statements.

**STATEMENT OF REVENUE, EXPENDITURES AND CHANGES IN FUND
BALANCES BUDGET AND ACTUAL - SOLID WASTE (SPECIAL REVENUE) FUND**
For the Fiscal Year Ended September 30, 2019
CITY OF DEBARY, FLORIDA

	<u>Budgeted Amounts</u>		Actual	Variance
	Original	Final		
Revenue:				
Charges for services.....	\$ 1,687,675	\$ 1,687,675	\$ 1,733,790	\$ 46,115
Intergovernmental.....	-	-	74,967	74,967
Miscellaneous	-	-	17,109	17,109
Total revenue.....	<u>1,687,675</u>	<u>1,687,675</u>	<u>1,825,866</u>	<u>138,191</u>
Expenditures:				
Current:				
Physical environment	<u>1,557,920</u>	<u>1,557,920</u>	<u>1,540,179</u>	<u>17,741</u>
Total expenditures.....	<u>1,557,920</u>	<u>1,557,920</u>	<u>1,540,179</u>	<u>17,741</u>
Excess of revenue over (under) expenditures.....	<u>129,755</u>	<u>129,755</u>	<u>285,687</u>	<u>155,932</u>
Other Financing Sources (Uses):				
Transfers out.....	<u>(162,180)</u>	<u>(162,180)</u>	<u>(162,180)</u>	<u>-</u>
Total other financing sources (uses)...	<u>(162,180)</u>	<u>(162,180)</u>	<u>(162,180)</u>	<u>-</u>
Net changes in fund balances.....	(32,425)	(32,425)	123,507	155,932
Fund balances, beginning of year	<u>111,944</u>	<u>158,972</u>	<u>158,972</u>	<u>-</u>
Fund balances, end of year	<u>\$ 79,519</u>	<u>\$ 126,547</u>	<u>\$ 282,479</u>	<u>\$ 155,932</u>

The accompanying notes are an integral part of the financial statements.

**SCHEDULE OF REVENUE, EXPENDITURES AND CHANGES IN FUND BALANCES-
BUDGET AND ACTUAL - STORMWATER MANAGEMENT (SPECIAL REVENUE) FUND**

For the Fiscal Year Ended September 30, 2019

CITY OF DEBARY, FLORIDA

	Budgeted Amounts		Actual	Variance
	Original	Final		
Revenue:				
Permits, fees and special assessments	\$ 1,970,000	\$ 1,970,000	\$ 2,028,688	\$ 58,688
Miscellaneous.....	<u>-</u>	<u>-</u>	<u>14,475</u>	<u>14,475</u>
Total revenue.....	<u>1,970,000</u>	<u>1,970,000</u>	<u>2,043,163</u>	<u>73,163</u>
Expenditures:				
Physical environment.....	<u>1,388,366</u>	<u>1,756,366</u>	<u>1,527,439</u>	<u>228,927</u>
Debt Service:				
Principal retirement	586,000	586,000	586,000	-
Interest and fiscal charges.....	<u>124,271</u>	<u>124,271</u>	<u>124,268</u>	<u>3</u>
	<u>710,271</u>	<u>710,271</u>	<u>710,268</u>	<u>3</u>
Total expenditures.....	<u>2,098,637</u>	<u>2,466,637</u>	<u>2,237,707</u>	<u>228,930</u>
Excess of revenue over (under) expenditures.....	<u>(128,637)</u>	<u>(496,637)</u>	<u>(194,544)</u>	<u>302,093</u>
Other Financing Sources (Uses):				
Transfers in.....	200,000	200,000	200,000	-
Transfers out.....	<u>(81,000)</u>	<u>(81,000)</u>	<u>(81,000)</u>	<u>-</u>
Total other financing sources (uses).	<u>119,000</u>	<u>119,000</u>	<u>119,000</u>	<u>-</u>
Net changes in fund balances.....	(9,637)	(377,637)	(75,544)	302,093
Fund balances, beginning of year	<u>386,637</u>	<u>725,306</u>	<u>725,306</u>	<u>-</u>
Fund balances, end of year	<u>\$ 377,000</u>	<u>\$ 347,669</u>	<u>\$ 649,762</u>	<u>\$ 302,093</u>

The accompanying notes are an integral part of the financial statements.

SCHEDULE OF REVENUE, EXPENDITURES AND CHANGES IN FUND
BALANCES BUDGET AND ACTUAL - FRANCHISE FEES (SPECIAL REVENUE) FUND
For the Fiscal Year Ended September 30, 2019
CITY OF DEBARY, FLORIDA

	<u>Budgeted Amounts</u>		Actual	Variance
	Original	Final		
Revenue:				
Permits, fees and special assessments	\$ 800,000	\$ 800,000	\$ 906,133	\$ 106,133
Miscellaneous	<u>-</u>	<u>-</u>	<u>5,002</u>	<u>5,002</u>
Total revenue.....	<u>800,000</u>	<u>800,000</u>	<u>911,135</u>	<u>111,135</u>
Expenditures:				
Current:				
Transportation.....	<u>209,000</u>	<u>209,000</u>	<u>186,308</u>	<u>22,692</u>
Total expenditures.....	<u>209,000</u>	<u>209,000</u>	<u>186,308</u>	<u>22,692</u>
Excess of revenue over (under) expenditures.....	<u>591,000</u>	<u>591,000</u>	<u>724,827</u>	<u>133,827</u>
Other Financing Sources (Uses):				
Transfers out.....	<u>(591,000)</u>	<u>(591,000)</u>	<u>(591,000)</u>	<u>-</u>
Total other financing sources (uses)...	<u>(591,000)</u>	<u>(591,000)</u>	<u>(591,000)</u>	<u>-</u>
Net changes in fund balances.....	-	-	133,827	133,827
Fund balances, beginning of year	<u>714,309</u>	<u>777,935</u>	<u>777,935</u>	<u>-</u>
Fund balances, end of year	<u>\$ 714,309</u>	<u>\$ 777,935</u>	<u>\$ 911,762</u>	<u>\$ 133,827</u>

The accompanying notes are an integral part of the financial statements.

NOTES TO THE FINANCIAL STATEMENTS

This Page Intentionally Left Blank.

NOTES TO THE FINANCIAL STATEMENTS

September 30, 2019

CITY OF DEBARY, FLORIDA

NOTE 1 - SUMMARY OF SIGNIFICANT ACCOUNTING POLICIES

The financial statements of City of DeBary, Florida (the “City”), have been prepared in conformance with accounting principles generally accepted in the United States of America as applicable to governmental units. The Governmental Accounting Standards Board (GASB) is the accepted body for promulgating governmental accounting and financial reporting principles. The following is a summary of the City’s significant accounting policies.

A. Reporting Entity

The City of DeBary, Florida, was incorporated in September, 1993, as a political subdivision of the State of Florida located in Volusia County and adopted its first charter under the provisions of Senate Bill No. 2398 and the Municipal Home Rule Power Act, F.S. Ch. 166. The legislative branch of the City is composed of a five (5) member elected Council, including a city-wide elected mayor. The City Council is governed by the City Charter and by state and local laws and regulations. The City Council is responsible for the establishment and adoption of policy. The execution of such policy is the responsibility of the City Manager.

The accompanying financial statements present the financial position, results of operations and cash flows of the applicable funds controlled by or dependent on the City. In evaluating the City as a reporting entity, management has addressed all potential component units for which the entity may or may not be financially accountable and, as such, be included within the City’s financial statements.

Blended Component Unit. The Orlandia Heights Neighborhood Improvement District (created by referendum on February 4, 1999 and Resolution No. 99-03) is governed by a Board of Directors appointed by the City Council. The District was created to promote improvements of the district through the use of district assessments to finance all related improvements. Although legally separate, the District’s relationship to the City is significant and its financial activities are reported on a blended basis as if it were part of the primary government as a special revenue fund.

B. Government-Wide and Fund Financial Statements

The government-wide financial statements, comprised of the Statement of Net Position and the Statement of Activities, report aggregated information for the overall government for all of the activities of the primary government. These statements do not report business-type activities, fiduciary funds or fiduciary component units such as retirement trust funds. Those activities are reported only in fund financial statements, when required. The effect of interfund activity has been removed from these statements.

Governmental activities, which normally are supported by taxes, intergovernmental revenues, and other nonexchange revenues are reported separately from business-type activities, which are financed wholly or partially by fees charged to external parties for goods or services and are reported in enterprise funds. The City did not operate any business-type activities during the fiscal year.

The Statement of Net Position presents the overall government’s financial position at year-end. The Statement of Activities presents direct expenses of a given function or segment offset by program revenues for the fiscal reporting period. The resulting net expense or revenue is then totaled and offset by general revenues producing the aggregate change in net position for the period. Program revenues include (1) charges to customers or applicants who purchase, use, or directly benefit from goods, services, or privileges

NOTES TO THE FINANCIAL STATEMENTS – (Continued)

September 30, 2019

CITY OF DEBARY, FLORIDA

provided by a given function or segment of the government, and (2) grants and contributions that are restricted to meeting the operational or capital requirements of a particular function or segment. Taxes and other nonexchange revenues not properly included among program revenues are reported as general revenues.

Separate financial statements are provided for governmental funds. Major individual governmental funds are reported in separate columns in the fund financial statements.

C. Measurement Focus, Basis of Accounting, and Financial Statement Presentation

The government-wide financial statements are reported using the economic resources measurement focus and the accrual basis of accounting. Revenues are recorded when earned. Expenses are recorded when a liability is incurred, regardless of the timing of related cash flows. Property taxes are recognized as revenues in the year for which they are levied. Grants and similar items are recognized as revenue when all eligibility requirements imposed by the provider have been met.

Governmental fund financial statements are reported using the current financial resources measurement focus and the modified accrual basis of accounting. Revenues are recognized as soon as they are both measurable and available. Revenues are considered to be available when they are collectible within the current period or as soon enough thereafter to pay liabilities of the current period. For this purpose, the government considers revenues to be available if they are collected within 60 days of the end of the current fiscal period, unless accrued for grant reimbursements of costs previously funded by the City. Expenditures generally are recorded when a liability is incurred, as under accrual accounting. However, debt service expenditures and expenditures related to compensated absences, and claims and judgments are recorded only when payment is due.

Taxes, intergovernmental revenue, permits, fees, special assessments, charges for services, and interest associated with the current fiscal period are all considered to be susceptible to accrual and so have been recognized as revenues of the current fiscal period. All other revenue items are considered to be measurable and available only when cash is received by the government.

Revenues, expenses, gains, losses, assets, and liabilities resulting from nonexchange transactions are recognized and grouped into four classes, based on their principal characteristics. The accounting treatment for each type of transaction is as follows:

Derived Tax Revenue, defined as assessments imposed on exchange transactions. Examples include: sales taxes, franchise tax, utility taxes, etc. Assets from derived tax revenue are recognized in the period when the exchange transaction on which the tax is imposed takes place, or when resources are received, whichever occurs first. Revenues are recognized, net of estimated uncollectible amounts, in the same period that the assets are recognized. Resources received in advance are recorded as deferred revenue until the period of the exchange.

Imposed Nonexchange Revenue, result from assessments on nongovernmental entities, other than assessments on exchange transactions. Examples include: ad valorem (property) taxes, fines and penalties, and property forfeitures. Assets from imposed nonexchange revenues are recognized in the period when an enforceable legal claim to the assets arises or when the resources are received, whichever occurs first. Property taxes are recognized in the period for which the taxes are levied. All other imposed nonexchange revenues are recognized in the same period that the assets are recognized.

NOTES TO THE FINANCIAL STATEMENTS – (Continued)

September 30, 2019

CITY OF DEBARY, FLORIDA

Government-mandated Nonexchange Transactions, frequently establish eligibility requirements before a transaction can occur. Examples include federal awards and state financial assistance. Until the requirements are met, the recipient does not have a receivable and the recognition of revenue received in advance is deferred. The providers (usually federal, state, and county governments) often offer resources on a reimbursement (“expenditure-driven”) basis at the time the recipient has incurred allowable costs under the applicable program.

Voluntary Nonexchange Transactions, result from legislative or contractual agreements other than exchanges, entered into willingly by two or more parties. Examples include certain grants, entitlements, and donations by nongovernmental entities. Principal characteristics of these types of transactions are (1) they are not imposed on the provider or recipient, and (2) fulfillment of eligibility requirements is essential for a transaction to occur. Assets and revenues are recognized when all applicable eligibility requirements, including time requirements, are met. Resources received in advance are reported as deferred revenue.

The City’s accounts are organized on the basis of funds each of which is considered a separate accounting entity. The operations of each fund are accounted for with a separate set of self-balancing accounts that comprise its assets, liabilities, net position, revenues, and expenditures, or expenses, as appropriate. Government resources are allocated to and accounted for in individual funds based upon the purposes for which they are to be spent and the means by which spending activities are controlled. The focus of the governmental fund financial statements is on major funds, as defined and determined based on criteria established under Governmental Accounting Standards Boards Statement No. 34.

The City reports the following major governmental funds:

General Fund - The General Fund is the principal fund of the City which accounts for all financial transactions not accounted for in other funds. The majority of current operating expenditures of the City are financed through revenues received by the General Fund.

Solid Waste (Special Revenue) Fund - The Solid Waste Fund is a special revenue fund used to account for user charges assessed for residential and commercial garbage/solid waste pickup and removal.

Stormwater Management (Special Revenue) Fund - This is a special revenue fund to provide and maintain stormwater drainage throughout the City, which is funded by assessments on real property located in the City.

Franchise Fees (Special Revenue) Fund – This is a special revenue fund established by the City as authorized under Chapter 166.232, Florida Statutes, to account for assessments made to the purchasers within the City of electricity and metered or bottled gas.

FT FL Road Improvement Fund - This is a capital projects fund used to account for various road improvements as approved by the Council which is funded with specific intergovernmental revenue and transfers from the General Fund.

NOTES TO THE FINANCIAL STATEMENTS – (Continued)

September 30, 2019

CITY OF DEBARY, FLORIDA

Additionally, the City reports the following non-major fund types:

Special Revenue Funds - These funds are used to account for the proceeds of specific revenue sources which are legally restricted (see Note 1(D)(10)) to finance particular functions or activities of the City. These funds include the City's Street Lighting District, Orlandia Heights Neighborhood Improvement District, Tree Preservation, Economic Opportunity, Park Benefit Impact Fee, and Public Buildings Benefit Impact Fee Funds.

Debt Service Funds - These funds are used to account for the accumulation of resources that are restricted, committed, or assigned for the payment of principal and interest on long-term debt obligations of governmental funds. These funds include the City's Water Line Assessment Revenue Bond, Series 2016 and Fire Station Revenue Bond, Series 2016.

Amounts reported in the funds as interfund receivables and payables have been eliminated in the governmental-type activities column.

The City reports as program revenues: (1) charges to customers or applicants for goods, services, or privileges provided, (2) operating grants and contributions, and (3) capital grants and contributions, including special assessments. Internally dedicated resources are reported as general revenues rather than as program revenues. Likewise, general revenues include all taxes.

When both restricted and unrestricted resources are available for use, it is the City's policy to use restricted resources first, then unrestricted resources as they are needed.

D. Assets, Liabilities, and Net Position or Equity

1. Deposits and Investments

The City's cash and cash equivalents are considered to be cash on hand, demand deposits, and short-term investments with original maturities of three months or less from the date of acquisition.

The City's investment policies are governed by state statutes and local resolution. These policies authorize the City to invest in bonds, notes, certificates of indebtedness, treasury bills, or other securities which are guaranteed by the full faith and credit of the United States of America, interest bearing savings accounts, interest bearing certificates of deposit and interest bearing time deposits. All of the City's investments, when applicable, are reported at fair value.

2. Receivables and Payables

Activity between funds that is representative of lending/borrowing arrangements outstanding at the end of the fiscal year is referred to as either "due to/from other funds" (i.e., the current portion of interfund loans) or "advances to/from other funds" (i.e., the non-current portion of interfund loans). All other outstanding balances between funds are reported as "due to/from other funds." There were no interfund loans at year end. All trade, special assessments and property tax receivables are reported net of an allowance for uncollectible accounts, which is based upon management's analysis of historical trends.

All unpaid property taxes receivable at year end are at least 180 days past due, at which time the applicable property is subject to lien, and penalties and interest are assessed.

NOTES TO THE FINANCIAL STATEMENTS – (Continued)

September 30, 2019

CITY OF DEBARY, FLORIDA

3. *Prepaid Items*

Certain payments to vendors reflect costs applicable to future accounting periods and are recorded as prepaid items in both government-wide and fund financial statements. The cost of prepaid items is recorded as expenditures/ expenses when consumed rather than when purchased.

4. *Restricted Assets*

Funds classified as restricted assets represent cash, cash equivalents and investments, which are designated by law, debt obligations or regulatory statutes. Funds classified as internally designated assets also represent cash, cash equivalents and investments for which the City has an obligation or the governing board has taken action to designate as limited by applicable legal indentures.

5. *Capital Assets*

Capital assets include property, plant, equipment and infrastructure assets. The terms general capital assets and general infrastructure assets relate only to the assets associated with governmental activities, whereas the terms capital assets and infrastructure assets relate to all such assets belonging to the City. The City has elected to report all known infrastructure assets and related depreciation expense on all infrastructure assets in the entity-wide statement of net position and statement of activities.

Capital assets are defined by the City as assets with an initial individual cost of \$750 or more and an estimated useful life of more than one-year. The capitalization policy for building and improvements other than buildings require assets with an initial cost to be \$15,000 or greater before it is capitalized. For all infrastructure assets, costs must exceed \$15,000 or more before the assets are capitalized. Such assets are recorded at historical cost or estimated historical cost, if purchased or constructed. Contributed assets are recorded at fair market value as of the date received. Additions, improvements and other capital outlays that significantly extend the useful life of an asset are only capitalized if they meet the dollar threshold above for capitalization.

The costs of normal maintenance and repairs that do not add to the value of the asset or materially extend asset lives are not capitalized, but charged to operating expense as incurred. Major outlays for capital assets and improvements are capitalized as projects are constructed. Construction period interest is capitalized net of interest earned on unexpended construction funds and, therefore, depreciated over the remaining useful life of the related asset, when applicable.

Depreciation is reported for the primary government using the straight-line method (mid-month convention in year of acquisition) calculated on a service-life basis to amortize the cost of the assets over their estimated economic useful lives, which are as follows:

<u>Assets</u>	<u>Years</u>
Buildings	20-40 years
Improvements other than buildings	10-30 years
Equipment	3 -30 years
Infrastructure.....	20-40 years

The City has historically recorded all easements and rights of way that are determined to have limited useful lives at estimated fair market value on the date received. The City has elected to not retroactively report intangible assets that are determined to have indefinite useful lives. The City does not have any intangible assets previously subjected to amortization that have now been determined to have indefinite useful lives.

NOTES TO THE FINANCIAL STATEMENTS – (Continued)

September 30, 2019

CITY OF DEBARY, FLORIDA

6. Accrued Payroll and Compensated Absences

The portion of payroll costs paid subsequent to year-end attributable to services performed prior to year-end, including accumulated unpaid vacation and sick-leave, is recorded and recognized as a current liability. The portion of the liability for compensated absences attributable to periods beyond the current year is recognized as a long-term liability. Each of the City's major governmental funds employ personnel and are responsible for liquidating compensated absence obligations.

The City's personnel policy permits employees to accumulate earned but unused personal leave benefits, which are eligible for payment upon separation from City service. The liability for such leave is reported as incurred in the government-wide financial statements. A liability for those amounts is recorded in governmental funds only if the liability has matured as a result of employee resignations or retirements. The liability for compensated absences included salary related benefits, where applicable.

7. Unearned Revenue

Unearned revenues are reported when potential revenue does not meet both the "measurable" and "available" criteria for recognition in the current period. Unearned revenues also arise when resources are received by the City before it has a legal claim to them, as when grant monies are received prior to the incurrence of qualifying expenditures. In subsequent periods, when both revenue recognition criteria are met, or when the City has a legal claim to the resources, the liability for unearned revenue is removed and revenue is recognized.

8. Long-term Obligations

In the government-wide financial statements, long-term debt and other long-term obligations are reported as liabilities in the governmental activities statement of net position. Bond premiums and discounts are deferred and amortized over the life of the bonds using the effective interest method. Bonds payable are reported net of the applicable premium or discount, when applicable.

9. Deferred Outflows/Inflows of Resources

In addition to assets, the statement of net position will sometimes report a separate section for deferred outflows of resources. When applicable, this separate financial statement element, deferred outflows of resources, represents a consumption of net position that applies to a future period and will not be recognized as an outflow of resources (expense/expenditure) until then.

In addition to liabilities, the statement of net position will sometimes report a separate section for deferred inflows of resources. This separate financial statement element, deferred inflows of resources, represents an acquisition of net position that applies to future periods and so will not be recognized as an inflow of resources (revenue) until that time.

10. Fund Balance Flow Assumptions

Sometimes the entity will fund outlays for a particular purpose from both restricted and unrestricted resources (the total of committed, assigned, and unassigned fund balance). In order to calculate the amounts to report as restricted, committed, assigned, and unassigned fund balance in the governmental fund financial statements a flow assumption must be made about the order in which the resources are considered to be applied. It is the City's policy to consider restricted fund balance to have been depleted before using any of

NOTES TO THE FINANCIAL STATEMENTS – (Continued)

September 30, 2019

CITY OF DEBARY, FLORIDA

the components of unrestricted fund balance. Further, when the components of unrestricted fund balance can be used for the same purpose, committed fund balance is depleted first, followed by assigned fund balance. Unassigned fund balance is applied last.

11. Fund Balance Policies

In the fund financial statements, governmental funds report fund balance classifications that comprise a hierarchy based primarily on the extent to which the City is bound to honor constraints on the specific purposes for which amounts in those funds can be spent. Those classifications are as follows:

Nonspendable. This classification includes amounts that cannot be spent because they are either (a) not in spendable form or (b) legally or contractually required to be maintained intact. The "not in spendable form" criterion includes items that are not expected to be converted to cash such as inventories and prepaid amounts. It also includes the long-term amount of loans and notes receivable, as well as property acquired for resale unless the use of the proceeds from the collection of those receivables or from the sale of those properties is restricted, committed, or assigned.

Restricted. This classification includes amounts for which constraints have been placed on the use of the resources either (a) externally imposed by creditors (such as through debt covenants), grantors, contributors, or laws or regulations of other governments or (b) imposed by law through constitutional provisions or enabling legislation (i.e. when the government assesses, levies, charges, or otherwise mandates payment of resources from external resource providers and includes a legally enforceable requirement that those resources be used only for the specific purposes stipulated in the legislation). The City has classified unexpended inspection fees and impact fees as being restricted because their use is restricted by State Statute solely for funding public safety inspection program activities and for the funding of certain capital infrastructure improvements.

Committed. This classification includes amounts that can be used only for specific purposes pursuant to constraints imposed by formal action of the City Council. The City Council is the highest level of decision-making authority for the City that can, by adoption of an ordinance prior to the end of the fiscal year, commit fund balance. Once adopted, the limitation imposed by the ordinance remains in place until a similar action is taken (the adoption of another ordinance) to remove or revise the limitation. This classification also includes contractual obligations to the extent that existing resources have been specifically committed for use in satisfying those contractual requirements.

Assigned. This classification includes amounts that are constrained by the City's intent to be used for a specific purpose but are neither restricted nor committed. This intent can be expressed by the City Council or through the City Council delegating this responsibility to the City Manager through the budgetary process, as is authorized under Article XI, Section 11.05(d) of the City's Code of Ordinances.

Unassigned. This classification includes the residual fund balance for the general fund and fund balance that has not been assigned to other funds and that has not been restricted, committed, or assigned to specific purposes within the general fund.

The City would typically use restricted fund balances first, followed by committed resources, and then assigned resources, as appropriate opportunities arise, but reserves the right to selectively spend unassigned resources first to defer the use of these other classified funds.

NOTES TO THE FINANCIAL STATEMENTS – (Continued)

September 30, 2019

CITY OF DEBARY, FLORIDA

12. Net Position

The government-wide financial statements utilize a net position presentation. Net position is categorized as net investment in capital assets, restricted and unrestricted. Net investment in capital assets groups all capital assets into one component of net position; accumulated depreciation and the outstanding balances of debt that are attributed to the acquisition, construction or improvement of these assets reduce the balance in this category. Restricted net position includes all net position with external restrictions imposed by creditors, grantors, or laws and regulations of other governments. Unrestricted net position is the residual amount of net position of the City that is not restricted for any particular purpose.

13. Net Position Flow Assumption

Sometimes the City will fund outlays for a particular purpose from both restricted (e.g. grant proceeds) and unrestricted resources. In order to calculate the amounts to report as restricted net position and unrestricted net position in the government-wide financial statements, a flow assumption must be made about the order in which the resources are considered to be applied. It is the City's policy to consider restricted net position to have been depleted before unrestricted net position is applied.

14. Use of Estimates

Management uses estimates and assumptions in preparing financial statements in accordance with generally accepted accounting principles. Those estimates and assumptions affect the reported amounts of assets and liabilities, the disclosure of contingent assets and liabilities, and the reported revenue and expenses. Actual results could vary from the estimates assumed in preparing the financial statements.

15. Recent GASB Accounting Standards

The following Governmental Accounting Standards Board (GASB) Statements have been implemented in the current financial statements:

- Statement No. 88, *Certain Disclosures Related to Debt*. The objective of this Statement is to better improve the disclosure in notes to governmental financial statements related to debt, including direct borrowings and direct placements. It is anticipated that no action will be required by the City to implement this Statement. The provisions of this Statement were effective for reporting periods beginning after June 15, 2018. No action was required by the City to implement this statement.

The City is currently evaluating the effects that the following Governmental Accounting Standards Board (GASB) Statements, which will be implemented in future financial statements, will have on its financial statements for subsequent fiscal years.

- Statement 84, *Fiduciary Activities*. The objective of this statement is to improve guidance regarding the identification of fiduciary activities for accounting and financial reporting purposes and how those activities should be reported. This statement is currently under review to evaluate the impact it may have on the City's financial statement presentation. The provisions of this statement are effective for fiscal years beginning after December 15, 2018.

NOTES TO THE FINANCIAL STATEMENTS – (Continued)

September 30, 2019

CITY OF DEBARY, FLORIDA

- Statement 87, “*Leases.*” The objective of this Statement is to better meet the information needs of financial statement users by improving accounting and financial reporting for leases by governments by requiring recognition of certain lease assets and liabilities for leases that previously were classified as operating leases and recognized as inflows of resources or outflows of resources based on the payment provisions of the contract. This statement is currently under review to evaluate the impact it may have on the City’s financial statement presentation. The provisions of this statement are effective for fiscal years beginning after December 15, 2019.
- Statement No. 89, *Accounting for Interest Cost Incurred before the End of a Construction Period.* The objectives of this Statement are to improve relevance and comparability about capital assets and the related cost of borrowing as well as simplify the accounting for interest costs incurred before the end of a construction period. It is anticipated that no action will be required by the City to implement this Statement. The provisions of this Statement are effective for reporting periods beginning after December 15, 2019.
- Statement No. 90, *Major Equity Interests.* The objective of this Statement is to improve the consistency and comparability of reporting a government’s majority equity interest in a legally separate organization. It is anticipated that no action will be required by the City to implement this Statement. The provisions of this Statement are effective for reporting periods beginning after December 15, 2018.
- Statement No. 91, *Conduit Debt Obligations.* The primary objectives of this Statement are to provide a single method of reporting conduit debt obligations by issuers and eliminate diversity in practice. It is anticipated that no action will be required by the Organization to implement this Statement. The provisions of this Statement are effective for reporting periods beginning after December 15, 2020.
- Statement No. 92, *Omnibus 2020.* The objectives of this Statement are to enhance comparability in accounting and financial reporting and to improve the consistency of authoritative literature by addressing practice issues that have been identified during implementation and application of certain GASB statements. It is anticipated that no action will be required by the Organization to implement this Statement. The provisions of this Statement are effective for reporting periods beginning after June 15, 2020.

NOTE 2 - RECONCILIATION OF GOVERNMENT-WIDE AND FUND FINANCIAL STATEMENTS

A. Explanation of certain differences between the governmental fund balance sheet and the government-wide statement of net position:

Following the governmental fund balance sheet is a reconciliation between fund balance - total governmental funds and net position - governmental activities as reported in the government-wide statement of net position. A detailed explanation of these differences is provided in this reconciliation.

NOTES TO THE FINANCIAL STATEMENTS – (Continued)

September 30, 2019

CITY OF DEBARY, FLORIDA

B. Explanation of certain differences between the governmental fund statement of revenues, expenditures, and changes in fund balances and the government-wide statement of activities:

Following the governmental fund statement of revenues, expenditures, and changes in fund balances, there is a reconciliation between net changes in fund balances - total governmental funds and changes in net position of governmental activities as reported in the government-wide statement of activities. A detailed explanation of these differences is provided in this reconciliation.

NOTE 3 - STEWARDSHIP, COMPLIANCE, AND ACCOUNTABILITY

A. Budgetary Information

Annual budgets for all governmental funds were adopted in compliance with Florida law. The basis on which the budgets are prepared is consistent with the basis of accounting utilized by the various fund types. The governmental funds' budgets are prepared on the modified accrual basis of accounting. The City uses the following procedures in establishing the budgetary data reflected in the accompanying financial statements:

- On or before July 15th, the City Manager submits a recommended budget to the City Council for the ensuing fiscal year.
- Budget workshop sessions are scheduled by the City Council, as needed.
- A general summary of the budget and notice of public hearing is published in a local newspaper. Prior to October 1st, the budget is legally enacted through passage of a resolution.
- The City Council, by resolution, may make supplemental appropriations in excess of those estimated for the year up to the amount of available revenue. Prior to the end of the fiscal year, supplemental appropriations are made for unanticipated spending requirements by the Council.
- The City Council must approve all inter-departmental budget amendments and/or appropriations transfers.
- The City Manager may transfer funds between line-item appropriations within a department at the request of a department head in accordance with Article XI, Section 11.05 of the City's Code of Ordinances. Budgetary control is exercised at the department level.
- Every appropriation lapses at the close of the fiscal year.

B. Excess of Expenditures over Appropriations

During the year ended September 30, 2019, the City did not have any expenditures that were incurred in excess of budgetary appropriations.

C. Deficit Fund Balances

At September 30, 2019, the City had no operating funds with deficit fund balances.

NOTES TO THE FINANCIAL STATEMENTS – (Continued)

September 30, 2019

CITY OF DEBARY, FLORIDA

NOTE 4 - PROPERTY TAX CALENDAR

Under Florida law, the assessment of all properties and the collection of all county, municipal and school district property taxes are consolidated in the offices of the County Property Appraiser and County Finance Director. The laws of the state regulating tax assessment are also designed to assure a consistent property valuation method statewide. State Statutes permit municipalities to levy property taxes at a rate of up to 10 mills. The millage rate assessed by the City was 2.6323 mills (2018 levy collected in the year ended September 30, 2019). The property tax calendar is as follows:

Valuation Date January 1

Property Appraiser prepares the assessment roll with values as of January 1, submits preliminary roll for approval by the State and notifies each taxing authority of their respective valuations. July 1

City Council holds two required public hearings and adopts a budget and an ad valorem tax millage rate for the coming fiscal year. September

Property Appraiser certified the assessment roll and all real and tangible personal property taxes are due and payable (Levy date). November 1

A Notice of Taxes is mailed to each property owner on the assessment roll. Taxes are paid November through March, with the following applicable discounts: November through March

<u>Month Paid</u>	<u>Discount Percent</u>
November	4
December	3
January	2
February	1
March	0

All unpaid taxes on real and tangible personal property become delinquent. April 1

A list of unpaid tangible personal property taxes and a list of unpaid real property taxes are advertised. April/May

Tax certificates are sold on all real estate parcels with unpaid real property taxes (Lien date). June 1

A court order is obtained authorizing the seizure and sale of personal property if the taxpayer fails to pay the delinquent taxes August 31

NOTE 5 - DEPOSITS AND INVESTMENTS

Deposits. At September 30, 2019, the carrying value of the City's demand deposit accounts totaled \$8,188,530, and the bank balance totaled \$8,382,266. All cash deposits are held by banks that qualify as public depositories under the Florida Security for Public Deposits Act as required by Chapter 280, Florida Statutes and are fully insured and/or collateralized. In addition to these deposits, amounts reported in the statement of net position include \$500 in cash funds on hand at the end of the fiscal year.

NOTES TO THE FINANCIAL STATEMENTS – (Continued)

September 30, 2019

CITY OF DEBARY, FLORIDA

Investments. As of September 30, 2019, the City had the following investments and maturities:

Investment Type	Fair Value	Investment Maturities (Years)		
		Less Than 1	From 1 - 5	From 6 - 10
Local Government Investment Pool: State Board of Administration, Local Government Surplus Trust Fund Investment Pool Florida PRIME.....	\$ 2,653,786	\$ 2,653,786	\$ -	\$ -

The City’s investments consist of amounts invested in the Local Government Surplus Trust Fund (the “Fund”) managed by the Florida State Board of Administration (SBA). The SBA is part of the Fund and is governed by Chapter 19-7 of the Florida Administrative Code. These rules provide guidance and establish the general operating procedures for the administration of the Fund. As a Florida PRIME pool participant, the City invests in a pool of investments whereby the City owns a share of the respective pool, not the underlying securities. In March 1997, GASB issued Statement 31, titled “Accounting and Financial Reporting for Certain Investments and for External Investment Pools.” GASB 31 defines an external investment pool as an arrangement that commingles (pools) the moneys of more than one legally separate entity and invests, on the participants’ behalf, in an investment portfolio; one or more of the participants is not part of the sponsor’s reporting entity. GASB 31 applies to Florida PRIME.

GASB 31 outlined the two options for accounting and reporting for money market investment pools as either “2a-7 like” or fluctuating net asset value (“NAV”). GASB 31 described a “2a-7 like” pool as an “external investment pool that is not registered with the Securities and Exchange Commission (“SEC”) as an investment company, but nevertheless has a policy that it will, and does, operate in a manner consistent with Rule 2a-7 under the Investment Company Act of 1940 (the “1940 Act”). In June 2010, GASB issued Statement 59, titled “Financial Instruments Omnibus.” GASB 59 clarified the definition of a “2a-7 like” pool as an “external investment pool that operates in conformity with the Securities and Exchange Commission’s (SEC) Rule 2a-7 as promulgated under the Investment Company Act of 1940, as amended.” To qualify as a 2a7-like pool, the pool was required to satisfy all SEC requirements of Rule 2a-7, including that a group of individuals fulfills the functions of a board of directors. The pool was not required to register with the SEC.

In December 2015, GASB issued Statement 79 titled “Certain External Investment Pools and Pool Participants” in response to the Securities and Exchange Commission’s amendments in 2014 to regulations that apply to money market funds. GASB 79 addresses accounting and financial reporting for certain external investment pools and pool participants. Specifically, it establishes criteria for an external investment pool to qualify for making the election to measure all of its investments at amortized cost for financial reporting purposes. If the external investment pool meets the criteria in GASB 79 and measures all of its investments at amortized cost, the pool’s participants also should measure their investments in that external investment pool at amortized cost for financial reporting purposes.

Interest Rate Risk. Interest rate risk exists when there is a possibility that changes in interest rates could adversely affect an investment’s fair value. The City has developed formal investment policies that limit investment maturities as a means of managing its exposure to fair value losses arising from increasing interest rates. All investments are governed by the City’s Investment Policies and related state statutes.

NOTES TO THE FINANCIAL STATEMENTS – (Continued)

September 30, 2019

CITY OF DEBARY, FLORIDA

Generally, the City limits the acquisition of investments with maturities to no more than five years, unless matched to a specific cash flow. Interest rate risk is minimized for all other investments, which are normally held for periods of less than six months.

The dollar weighted average days to maturity (WAM) of Florida PRIME at September 30, 2019, is 37 days. Next interest rate reset dates for floating rate securities are used in the calculation of the WAM. The weighted average life (WAL) of Florida PRIME at September 30, 2019, is 85 days.

Credit Risk. The City’s investment policies allow the government to invest in Local Government Surplus Trust Fund Investment Pool, money market funds regulated by the Securities and Exchange Commission, bankers acceptances issued by a domestic bank (with rating restrictions), commercial paper (with rating restrictions), certificates of deposit or savings accounts in banks/savings and loan associations, doing business and situated in the State of Florida, provided deposits of such institutions are secured by the Florida Security for Public Deposits Act, repurchase agreements, state and local government general obligation bonds (subject to rating restrictions), direct obligations of the U.S. Government, obligations of U.S. Government agencies, backed by the full faith and credit if the U.S. Government, authorized intergovernmental investment pools, securities and obligations of U.S. Government agencies, not backed by the full faith and credit of the U.S. Government.

Concentrations of Credit Risk. The City’s investment policy limits concentration of investments as follows:

Local Government Surplus Trust Fund.....	100%
U.S. Government Securities.....	50%
U.S. Federal Agencies.....	10%
Federal Instrumentalities.....	5%
Money Market Mutual Funds.....	25%
Banker’s Acceptances/Commercial paper	10%
Certificates of Deposit.....	40%
Repurchase agreements/State and Local Government Debt	10%

Credit Quality. The Florida PRIME is rated by Standard and Poors, with a rating of AAAM as of September 30, 2019. Local government investment pools in this rating category meet the highest standards for credit quality, conservative investment policies and safety of principal.

Foreign Currency Risk. The Florida PRIME was not exposed to any foreign currency risk during the period from October 1, 2018 through September 30, 2019.

Custodial Credit Risk. Custodial credit risk is the risk that in the event of a failure of a depository, the City’s deposits may not be returned to it. Pursuant to the applicable provisions of Chapter 280, Florida Statutes, *The Florida Security for Public Deposits Act* (“the Act”), the State of Florida, Bureau of Collateral Management have established specific requirements relative to security and collateralization for public deposits. Accordingly, banks qualifying as a public depository in Florida must adopt the necessary procedures outlined in these statutes and meet all of the requirements of this chapter to be designated by the State’s Chief Financial Officer as eligible to receive deposits from municipal depositors. Collateral having a market value equal to 50% of the average daily balance for each month of all public deposits in excess of any applicable depository insurance is required to be pledged or deposited with the State’s Chief Financial Officer to secure such deposits. Additional collateral, up to a maximum of 125% may be required if deemed necessary under the conditions set forth in the Act. Securities eligible to be pledged as collateral are generally limited to obligations of the U. S. government and any state thereof and are held in the name

NOTES TO THE FINANCIAL STATEMENTS – (Continued)

September 30, 2019

CITY OF DEBARY, FLORIDA

of the State Chief Financial Officer’s office. Compliance with the provisions of Chapter 280, F. S., is monitored by a Qualified Public Depository Oversight Board with members appointed by the State Chief Financial Officer. At September 30, 2019, all of the City’s deposits and investments, including those in the Local Government Surplus Funds Trust Fund, were covered by federal depository insurance and/or collateral securities under the statutory provisions of the Act.

NOTE 6 – DISAGGREGATION OF RECEIVABLES AND PAYABLES

Receivables. Amounts are aggregated into single accounts receivable (net of allowance for uncollectible accounts) amounts for certain funds and aggregated columns. Below is a detail of receivables for the governmental activities anticipated to be collected within an operating cycle at September 30, 2019:

Delinquent taxes receivable	\$ 11,312	
Special assessments receivable	223,990	
Utility service taxes.....	166,599	
Franchise fees	112,861	
Escrow receivables.....	158,140	
Interest	6,277	
Other miscellaneous receivables.....	<u>17,329</u>	
	696,508	
Less: allowance for doubtful accounts.....	<u>(13,148)</u>	
Total governmental activities receivables, net		<u>\$ 683,360</u>

Payables: Amounts are aggregated into single accounts payable and accrued liabilities lines for certain funds and aggregated columns. Below is a detail of payables for the governmental activities anticipated to be paid within one annual operating cycle at September 30, 2018:

Accounts payable	\$ 1,024,540	
Contracts payable and retentions	369,058	
Due to other governments.....	182,712	
Accrued wages and benefits.....	<u>92,285</u>	
Total governmental activities payables		<u>\$ 1,668,595</u>

NOTES TO THE FINANCIAL STATEMENTS – (Continued)

September 30, 2019

CITY OF DEBARY, FLORIDA

NOTE 7 - INTERFUND ACCOUNTS

The outstanding balances between funds result mainly from the time lag between the dates reimbursable expenditures occur, when transactions are recorded in the accounting system, and when payments between funds are made. Individual fund transfers made during the year ended September 30, 2019, are as follows:

Funds	Transfer In	Transfer Out
General Fund:		
Solid Waste Fund.....	\$ 162,180	\$ -
Stormwater Management Fund.....	81,000	200,000
Franchise Fees Fund.....	591,000	-
Nonmajor funds:		
Economic Opportunity Fund.....	7,156	-
Fire Station Revenue Bond Debt Service Fund.....	-	303,008
	<u>841,336</u>	<u>503,008</u>
Solid Waste Fund:		
General Fund.....	-	162,180
Stormwater Management:		
General Fund.....	<u>200,000</u>	<u>81,000</u>
Franchise Fee:		
General Fund.....	-	591,000
	<u>-</u>	<u>591,000</u>
Nonmajor funds:		
Economic Opportunity Fund:		
General Fund.....	-	7,156
Fire Station Revenue Bond Debt Service Fund:		
General Fund.....	<u>303,008</u>	<u>-</u>
	<u>303,008</u>	<u>7,156</u>
Totals.....	<u>\$ 1,344,344</u>	<u>\$ 1,344,344</u>

NOTES TO THE FINANCIAL STATEMENTS – (Continued)

September 30, 2019

CITY OF DEBARY, FLORIDA

NOTE 8 - CAPITAL ASSETS

A summary of the capital assets activity for the year ended September 30, 2019, is as follows:

	Balances 9/30/2018	Additions	Deletions	Balances 9/30/2019
Capital assets not being depreciated:				
Land.....	\$ 9,050,727	\$ 176,925	\$ -	\$ 9,227,652
Construction in progress.....	<u>213,718</u>	<u>1,152,569</u>	<u>(672,035)</u>	<u>694,252</u>
Total capital assets not being depreciated.....	<u>9,264,445</u>	<u>1,329,494</u>	<u>(672,035)</u>	<u>9,921,904</u>
Capital assets being depreciated:				
Buildings.....	6,915,724		-	6,915,724
Infrastructure.....	34,194,596	423,816	(3,775)	34,614,637
Machinery and equipment.....	3,128,050	185,852	(124,724)	3,189,178
Assets under capital leases.....	<u>16,179</u>	<u>-</u>	<u>-</u>	<u>16,179</u>
Total capital assets being depreciated.....	<u>44,254,549</u>	<u>609,668</u>	<u>(128,499)</u>	<u>44,735,718</u>
Less accumulated depreciation for:				
Buildings.....	(1,557,550)	(231,797)	-	(1,789,347)
Infrastructure.....	(10,684,734)	(1,275,249)	2,581	(11,957,402)
Machinery and equipment.....	(1,787,241)	(284,306)	108,584	(1,962,963)
Assets under capital leases.....	<u>(7,878)</u>	<u>(3,236)</u>	<u>-</u>	<u>(11,114)</u>
Total accumulated depreciation.....	<u>(14,037,403)</u>	<u>(1,794,588)</u>	<u>111,165</u>	<u>(15,720,826)</u>
Total capital assets being depreciated, net....	<u>30,217,146</u>	<u>(1,184,920)</u>	<u>(17,334)</u>	<u>29,014,892</u>
Total capital assets, net.....	<u>\$ 39,481,591</u>	<u>\$ 144,574</u>	<u>\$ (689,369)</u>	<u>\$ 38,936,796</u>

Depreciation expense was charged to functions/programs of the primary government as follows:

Governmental activities:	
General government	\$ 158,041
Public safety	195,745
Physical environment	894,614
Transportation.....	246,780
Culture/recreation	<u>299,408</u>
Total depreciation expense - governmental activities	<u>\$ 1,794,588</u>

NOTES TO THE FINANCIAL STATEMENTS – (Continued)

September 30, 2019

CITY OF DEBARY, FLORIDA

NOTE 9 – GENERAL LONG-TERM DEBT

The City’s long-term debt outstanding at September 30, 2019, is as follows:

	Balance Due	Current Maturities
Notes and Bonds Payable:		
1.650% Series 2016 Stormwater Utility Assessment Refunding Revenue Note; dated December 1, 2016, interest payable semi-annually on June 1 and December 1, principal payable annually on June 1, through June 2023, secured by the City's stormwater utility assessments and a pledge to budget and appropriate non-advalorem revenues.....	\$ 3,235,000	\$ 291,000
2.330% Series 2012 Stormwater Utility Assessment Refunding Revenue Note, dated December 16, 2012, interest payable semi-annually on June 1 and December 1, principal payable annually on December 1, through December 2026, secured by the City's stormwater utility assessments and a covenant to budget and appropriate non-advalorem revenues.....	2,690,000	305,000
1.670% Series 2016 Water Line Assessment Revenue Bond; dated January 15, 2016, interest payable semi-annually on April 1 and October 1, principal payable annually on October 1, 2016 through October 1 2022, secured by the City's water line extension assessments and a covenant to budget and appropriate non-advalorem revenues.....	273,000	81,000
1.640% Series 2016 Fire Station Bond; dated April 27, 2016, interest payable semi-annually on June 1 and December 1, principal payable annually on December 1, 2016 through December 1, 2022, secured by the City's non-advalorem revenues and a covenant to budget and appropriate non-advalorem revenues.....	1,164,000	284,000
Capital Lease Obligations:		
\$16,179 capital leases for office machinery and equipment, for the City's administrative offices, payable in monthly installments of \$367 through December 2020, stated interest rates from 2.17% to 7.21%, secured with machinery and equipment with a book value of \$8,301 as of September 30, 2018.....	<u>3,298</u>	<u>3,004</u>
Total long-term debt.....	7,365,298	964,004
Other post-employment benefit obligation.....	58,154	-
Compensated absences (current portion estimated).....	<u>169,293</u>	<u>42,323</u>
Total long-term obligations.....	<u>\$ 7,592,745</u>	<u>\$ 1,006,327</u>

NOTES TO THE FINANCIAL STATEMENTS – (Continued)

September 30, 2019

CITY OF DEBARY, FLORIDA

A summary of changes in the City’s long-term debt for the year is as follows:

	Balances 9/30/2018	Additions	Deletions	Balances 9/30/2019
Notes and Bonds Payable:				
Series 2012 Refunding Revenue Note.....	2,990,000	-	(300,000)	2,690,000
Series 2016 Assessment Revenue Bond.....	413,000	-	(140,000)	273,000
Series 2016 Fire Station Bond.....	1,443,000	-	(279,000)	1,164,000
Series 2016 Refunding Revenue Note.....	3,521,000	-	(286,000)	3,235,000
Capital lease obligations.....	<u>7,382</u>	<u>-</u>	<u>(4,084)</u>	<u>3,298</u>
	8,374,382	-	(1,009,084)	7,365,298
Other post-employment benefit obligation....	56,955	1,199	-	58,154
Compensated absences.....	<u>168,803</u>	<u>490</u>	<u>-</u>	<u>169,293</u>
Totals.....	<u>\$ 8,600,140</u>	<u>\$ 1,689</u>	<u>\$ (1,009,084)</u>	<u>\$ 7,592,745</u>

Aggregate annual debt service requirements through maturity, including principal and interest, on long-term debt obligations are as follows:

Fiscal Year	Principal	Interest	Total
September 30, 2020.....	964,004	133,232	1,097,236
September 30, 2021.....	988,294	114,995	1,103,289
September 30, 2022.....	1,003,000	96,429	1,099,429
September 30, 2023.....	3,000,000	78,075	3,078,075
September 30, 2024.....	340,000	28,892	368,892
September 30, 2025 through 2027.....	<u>1,070,000</u>	<u>37,746</u>	<u>1,107,746</u>
Totals.....	<u>\$ 7,365,298</u>	<u>489,369</u>	<u>7,854,667</u>

NOTES TO THE FINANCIAL STATEMENTS – (Continued)

September 30, 2019

CITY OF DEBARY, FLORIDA

Pledged Revenues. The primary source of pledged revenues for all Revenue Note’s held by the City at September 30, 2019, are the City’s stormwater utility assessments and water line extension assessments; however to the extent that the stormwater utility and water line extension assessments are insufficient to pay amounts due on the notes, the City has covenanted to budget and appropriate non-ad valorem revenues. Total pledged revenues and annual debt requirements are as follows:

Pledged Revenues:	
Stormwater utility assessments	\$ 2,028,688
Water line extension assessments.....	74,975
Non-ad valorem revenues (excludes ad valorem taxes, grants and.....	
all revenues restricted by enabling legislation).....	<u>7,299,264</u>
Totals.....	<u>\$ 9,402,927</u>
Annual Debt Service Requirements:	
Series 2012 Refunding Revenue Note.....	364,124
Series 2016 Assessment Revenue Bond.....	84,883
Series 2016 Fire Station Bond.....	300,761
Series 2016 Refunding Revenue Note.....	<u>344,378</u>
Totals.....	<u>\$ 1,094,146</u>

Advance Refunding. No advance refundings occurred during the year ended September 30, 2019.

NOTE 10 – OTHER POSTEMPLOYMENT BENEFITS (OPEB)

Plan Description. The City of DeBary, Florida Retiree Health Care Plan (the “Plan”) is a single-employer defined benefit postemployment healthcare plan that covers eligible retired employees of the City. The Plan, which is administered by the City, allows employees who retire and meet retirement eligibility requirements under one of the City’s retirement plans to continue medical and life insurance coverage as a participant in the City’s plan. For purposes of GASB #75, which was implemented by the City in the current year, the Plan does not meet the requirements for an OPEB plan administered through a trust. The OPEB Plan does not issue a publicly available financial report.

Employees covered by benefit terms as of September 30, 2018 were as follows:

Inactive plan members or beneficiaries currently receiving benefits	-
Inactive plan members entitled to but not yet receiving benefits	-
Active plan members	<u>38</u>
	<u>38</u>

Benefits Provided. A retired employee and his or her spouse are eligible to continue health insurance identical to active employees if they meet the eligibility for retirements under the applicable Plan. The retiree is responsible for paying the entire monthly premium for health coverage and that of any covered spouse or eligible dependents. Upon reaching age 65, Medicare is assumed to be primary.

NOTES TO THE FINANCIAL STATEMENTS – (Continued)

September 30, 2019

CITY OF DEBARY, FLORIDA

Total OPEB Liability.

Measurement Date – 9/30/2018

Measurement Period – 10/1/2017 to 9/30/2018

Reporting Period – 10/1/2018 to 9/30/2019

Sponsor’s Total OPEB liability measurement date - 9/30/2018

Note – The Sponsor’s Total OPEB Liability for the City’s ledger adjustment was measured as of September 30, 2018 using a discount rate of 4.18%.

Actuarial Assumptions. The total OPEB liability was determined by an actuarial valuation as of October 1, 2016 using the following actuarial assumptions –

Inflation	2.50%
Salary Increases	2.50%
Discount Rate	4.18%
Initial Trend Rate	8.00%
Ultimate Trend Rate	4.00%
Years to Ultimate	56

Mortality. RP-2000 Combined Mortality Healthy Mortality Table with projection to the valuation year using Scale AA

Discount Rate. Given the City’s decision not to fund the program, all future benefit payments were discounted using a high quality municipal bond rate of 4.18%. The high quality municipal bond rate was based on the week closest but not later than the measurement date of the Bond Buyer 20-Bond Index as published by the Federal Reserve. The 20-Bond Index consists of 20 general obligation bonds that mature in 20 years. The average rating of the 20 bonds is roughly equivalent to Moody’s Investors Service’s Aa2 rating and Standard & Poor’s Corp.’s AA.

OPEB Expense. For the year ended September 30, 2019, the Sponsor will recognize OPEB Expense of \$2.420.

Sensitivity of the Total OPEB Liability to Changes in the Discount Rate. The following presents the Total OPEB Liability of the Sponsor, as well as what the Sponsor’s Total OPEB Liability would be if it were calculated using a discount rate that is one percentage point lower (3.18 percent) or one percentage point higher (5.18 percent) than the current rate:

	1% Decrease <u>(3.18%)</u>	Current Discount Rate <u>(4.18%)</u>	1% Increase <u>(5.18%)</u>
Net OPEB Liability	<u>\$ 65,563</u>	<u>\$ 58,154</u>	<u>\$ 51,989</u>

NOTES TO THE FINANCIAL STATEMENTS – (Continued)

September 30, 2019

CITY OF DEBARY, FLORIDA

Sensitivity of the Total OPEB Liability to Changes in the Healthcare Cost Trend Rates. The following presents the Total OPEB Liability of the Sponsor, as well as what the Sponsor’s Total OPEB Liability would be if it were calculated using healthcare cost trend rates that are one percentage point lower (3.00% - 7.00%) or 1 percentage point higher (5.00% - 9.00%) than the healthcare cost trend rates (4.00% - 8.75%):

	<u>1%</u> <u>Decrease</u>	<u>Current</u> <u>Rate</u>	<u>1%</u> <u>Increase</u>
Total OPEB Liability (Asset)	<u>\$ 51,117</u>	<u>\$ 58,154</u>	<u>\$ 66,733</u>

Components of OPEB Expense. Under GASB 75 as it applies to plans that qualify for the Alternative Measurement Method, changes in the Total OPEB Liability are not permitted to be included in deferred outflows of resources or deferred inflows of resources related to OPEB. These changes will be immediately recognized through OPEB expense. The components of OPEB expense as of September 30, 2019 are as follows:

Service cost.....	\$ 13,860
Interest.....	2,556
Recognition of Changes.....	(13,996)
Administrative Expenses.....	<u> -</u>
Total OPEB Expense	<u>\$ 2,420</u>

NOTE 11 – PENSION PLANS

1. Defined Contribution Plan – ICMA-RC IRC 401(a) Plan

The City contributes to the City of DeBary, Florida Money Purchase Plan and Trust (the “Plan”), a defined contribution pension plan, for all regular full time and regular part time employees hired on or after October 1, 1994. The Plan is presently administered by International City Management Association Retirement Corporation (ICMA-RC), 777 North Capitol Street NE, Suite 600, Washington DC 20002-4240. Benefit terms, including contribution requirements, for the Plan are established and may be amended by the City Council. This plan has no provision for providing benefits of past services and there were no current year changes in plan provisions. For each employee in the Plan, the City is required to contribute 10 percent of annual salary to an individual employee account. The required contribution may be less than 10% if employees are terminated prior to vesting. Employees are permitted to make contributions to the pension plan, up to applicable Internal Revenue Code limits. For the year ended September 30, 2019, employee contributions totaled \$-0-, and the City recognized pension expense of \$189,699.

All qualifying employees are eligible to participate in the plan upon the date of employment. Employees are immediately vested in their own contributions and earnings on those contributions. The “vested percentage” in an employee account attributable to employer contributions is based on vesting years of service. Employees will become 100% vested in City contributions and earnings on City contributions only after completion of 36 months of creditable service with the City. Employees will always, however, be 100% vested in these contributions if employed on or after their normal retirement age or if they die or

NOTES TO THE FINANCIAL STATEMENTS – (Continued)

September 30, 2019

CITY OF DEBARY, FLORIDA

become disabled. Nonvested City contributions are forfeited upon termination of employment. Such forfeitures are used to cover a portion of the pension plan's administrative expenses. For the year ended September 30, 2019, forfeitures reduced the City's pension expense by \$1,467. There were no unremitted amounts due to the Plan from the City at September 30, 2019.

2. Deferred Employee Benefits – ICMA-RC IRC 457(b) Plan

The City contributes to a defined contribution pension plan, which provides for an IRC Section 457(b) deferred compensation plan for employer and employee contributions. This Plan is presently administered by International City Management Association Retirement Corporation (ICMA-RC), 777 North Capitol Street NE, Suite 600, Washington DC 20002-4240, to accommodate supplemental employee elective deferrals for employees covered in the City's defined contribution plan. Employees are permitted to make contributions to the pension plan, up to applicable Internal Revenue Code limits. For the year ended September 30, 2019, employee contributions totaled \$78,560 and the City recognized pension expense of \$-0-.

All qualified employees at least 18 years of age become eligible to participate in the 457(b) plan on the first date of the month following the date of employment. Employees voluntarily contribute to the plan. Employees immediately vest in the elective deferral contributions made to the Plan. The vested portions of the accounts or contributions to the plan are available to the participants immediately upon termination of service.

NOTE 12 - LEGAL MATTERS

The City is engaged in routine litigation incidental to the conduct of their respective business and municipal affairs. In the opinion of their Counsel, no legal proceedings are pending against them, not covered by insurance, which would inhibit their ability to perform their operations or materially affect their financial condition.

NOTE 13 - COMMITMENTS AND CONTINGENCIES

Amounts received or receivable from grantor agencies in current and prior years are subject to audit and adjustment by grantor agencies, principally the federal and state governments. Any disallowed claims, including amounts already collected, may constitute a liability of the applicable fund(s). The amount, if any, of expenditures which may be disallowed by the grantor cannot be determined at this time although the City expects such amounts, if any, to be immaterial.

The City maintains an agreement with DeBary Town Center LLC with relation to the development of a multi-family residential project. As an incentive to the developer, the City will make a contribution to the Developer in the amount of \$57,000 upon issuance of the certificate of occupancy for the final project building. The City has recorded a deferred outflow in connection with this agreement.

NOTES TO THE FINANCIAL STATEMENTS – (Continued)

September 30, 2019

CITY OF DEBARY, FLORIDA

NOTE 14 - RISK MANAGEMENT

The City is exposed to various risks of loss related to torts; theft of, damage to, and destruction of assets; errors and omissions; injuries to employees; and natural disasters, all of which is satisfactorily insured by general liability insurance. Commercial insurance policies are also obtained for all other risks of loss, including workers' compensation and employee health and accident insurance. Settled claims resulting from these risks have not exceeded commercial insurance coverage in either of the last three years.

NOTE 15 – SUBSEQUENT EVENTS

Evaluation of Events and Transactions: In preparing these financial statements, management has evaluated events and transactions for potential recognition or disclosure through March 30, 2020, the date the financial statements were available to be issued.

COVID-19 Pandemic. On March 17, 2020, the City of DeBary declared a state of emergency in response to the COVID-19 pandemic. On March 18, 2020, the Families First Coronavirus Response Act, which requires employers to provide paid sick leave to employees affected by COVID-19 in certain circumstances, was signed into law, scheduled to take effect on April 1, 2020. All Florida counties have been granted eligibility to receive reimbursement for certain expenditures associated with the pandemic. As this report went to press, most City events and meetings are cancelled or postponed, but City facilities remain open for routine daily business. Due to the fluid and continuing nature of this event, however, its ultimate financial impact on the City is not yet ascertainable.

This Page Intentionally Left Blank.

REQUIRED SUPPLEMENTARY INFORMATION

REQUIRED SUPPLEMENTARY INFORMATION
CHANGE IN TOTAL OPEB LIABILITY
CITY OF DEBARY, FLORIDA

	<u>2019</u>
Reporting Period - September 30, 2018	\$ 56,955
Service cost	13,860
Interest	2,556
Differences between expected and actual experience	(6,958)
Changes of assumptions	(7,038)
Changes of benefit terms	-
Contributions - Employer	-
Benefit payments	(1,221)
Other changes	<u>-</u>
Net changes	<u>1,199</u>
Reporting Period - September 30, 2019	<u><u>\$ 58,154</u></u>

Notes:

Changes in assumptions reflect a change in the discount rate from 3.64% for the reporting period ended September 30, 2018, to 4.18% for the reporting period ended September 30, 2019.

REQUIRED SUPPLEMENTARY INFORMATION
SCHEDULE OF CHANGES - SPONSOR'S TOTAL OPEB LIABILITY
AND RELATED RATIOS - LAST 10 FISCAL YEARS
CITY OF DEBARY, FLORIDA

Reporting Period Ending	9/30/2019
Measurement Date	<u>9/30/2018</u>
Service cost	\$ 13,860
Interest	2,556
Differences between expected and actual experience	(6,958)
Changes of assumptions	(7,038)
Benefit payments	<u>(1,221)</u>
Net Change in Total OPEB Liability	1,199
Total OPEB Liability - Beginning	<u>56,955</u>
Total OPEB Liability - Ending	<u><u>\$ 58,154</u></u>
Covered Employee Payroll - Projected	<u><u>\$ 1,916,539</u></u>
Sponsor's Total OPEB Liability as a percentage of Covered Employee Payroll	<u><u>3.00%</u></u>

Notes:

Changes of assumptions and other inputs reflect the effects of changes in the discount rate each period. The following are the discount rates used in each period:

FY 2019	4.18%
FY 2018	3.64%

This Page Intentionally Left Blank.

OTHER SUPPLEMENTARY INFORMATION

This Page Intentionally Left Blank.

**SCHEDULE OF REVENUE, EXPENDITURES AND CHANGES IN FUND
BALANCES BUDGET AND ACTUAL -FT. FLORIDA ROAD IMPROVEMENT FUND**
For the Fiscal Year Ended September 30, 2019
CITY OF DEBARY, FLORIDA

	<u>Budgeted Amounts</u>		Actual	Variance
	Original	Final		
Revenue:				
Intergovernmental	\$ -	\$ -	\$ -	\$ -
Total revenue.....	-	-	-	-
Expenditures:				
Current:				
Transportation.....	50,000	135,894	44,871	91,023
Total expenditures.....	50,000	135,894	44,871	91,023
Excess of revenue over (under) expenditures.....	(50,000)	(135,894)	(44,871)	91,023
Net changes in fund balances.....	(50,000)	(135,894)	(44,871)	91,023
Fund balances, beginning of year	50,000	135,894	135,895	1
Fund balances, end of year	\$ -	\$ -	\$ 91,024	\$ 91,024

This Page Intentionally Left Blank.

***COMBINING AND INDIVIDUAL FUND
STATEMENTS AND SCHEDULES***

COMBINING BALANCE SHEET
NONMAJOR GOVERNMENTAL FUNDS
September 30, 2019
CITY OF DEBARY, FLORIDA

	Nonmajor Special Revenue Funds			
	Street Lighting Districts	Orlandia Heights Neighborhood Improvement District	Tree Preservation	Economic Opportunity Fund
Assets:				
Cash and cash equivalents.....	\$ 348,102	\$ 11,747	\$ 53,377	\$ 92,295
Receivables (net):				
Special assessments receivable.....	-	-	-	-
Due from other governments.....	162	-	-	4,382
Prepays.....	-	4,813	-	-
Total assets.....	<u>\$ 348,264</u>	<u>\$ 16,560</u>	<u>\$ 53,377</u>	<u>\$ 96,677</u>
Deferred outflows of Resources:				
Developer incentive.....	<u>\$ -</u>	<u>\$ -</u>	<u>\$ -</u>	<u>\$ 57,000</u>
Liabilities and Fund Balances:				
Liabilities:				
Accounts payable and accrued liabilities...	<u>\$ 28,382</u>	<u>\$ -</u>	<u>\$ -</u>	<u>\$ 57,000</u>
Total liabilities.....	<u>28,382</u>	<u>-</u>	<u>-</u>	<u>57,000</u>
Deferred Inflows of Resources:				
Unavailable revenue-business tax receipts.	-	-	-	26,458
Unavailable revenue-special assessments..	-	-	-	-
Total deferred inflows of resources....	<u>-</u>	<u>-</u>	<u>-</u>	<u>26,458</u>
Fund Balances:				
Nonspendable.....	-	4,813	-	-
Restricted.....	-	-	-	-
Committed.....	319,882	11,747	-	70,219
Assigned.....	-	-	53,377	-
Unassigned.....	-	-	-	-
Total fund balances.....	<u>319,882</u>	<u>16,560</u>	<u>53,377</u>	<u>70,219</u>
Total liabilities, deferred inflows of resources and fund balances	<u>\$ 348,264</u>	<u>\$ 16,560</u>	<u>\$ 53,377</u>	<u>\$ 153,677</u>

Debt Service Funds						
Park Benefit Impact Fee Fund	Public Buildings Benefit Impact Fee Fund	Total Special Revenue Funds	Ft. Florida Rd. Assessment Bond Series 2016 Fund	Fire Station Bond Series 2016 Fund	Total Debt Service Funds	Total Nonmajor Governmental Funds
\$ 115,526	\$ 144,969	\$ 766,016	\$ 56,974	\$ 286,244	\$ 343,218	\$ 1,109,234
106	134	240	223,750	-	223,750	223,990
-	-	4,544	34	-	34	4,578
<u>-</u>	<u>-</u>	<u>4,813</u>	<u>-</u>	<u>-</u>	<u>-</u>	<u>4,813</u>
<u>\$ 115,632</u>	<u>\$ 145,103</u>	<u>\$ 775,613</u>	<u>\$ 280,758</u>	<u>\$ 286,244</u>	<u>\$ 567,002</u>	<u>\$ 1,342,615</u>
<u>\$ -</u>	<u>\$ -</u>	<u>\$ 57,000</u>	<u>\$ -</u>	<u>\$ -</u>	<u>\$ -</u>	<u>\$ 57,000</u>
<u>\$ -</u>	<u>\$ -</u>	<u>\$ 85,382</u>	<u>\$ -</u>	<u>\$ -</u>	<u>\$ -</u>	<u>\$ 85,382</u>
<u>-</u>	<u>-</u>	<u>85,382</u>	<u>-</u>	<u>-</u>	<u>-</u>	<u>85,382</u>
<u>-</u>	<u>-</u>	<u>26,458</u>	<u>-</u>	<u>-</u>	<u>-</u>	<u>26,458</u>
<u>-</u>	<u>-</u>	<u>-</u>	<u>223,750</u>	<u>-</u>	<u>223,750</u>	<u>223,750</u>
<u>-</u>	<u>-</u>	<u>26,458</u>	<u>223,750</u>	<u>-</u>	<u>223,750</u>	<u>250,208</u>
<u>-</u>	<u>-</u>	<u>4,813</u>	<u>-</u>	<u>-</u>	<u>-</u>	<u>4,813</u>
<u>115,632</u>	<u>145,103</u>	<u>260,735</u>	<u>57,008</u>	<u>286,244</u>	<u>343,252</u>	<u>603,987</u>
<u>-</u>	<u>-</u>	<u>401,848</u>	<u>-</u>	<u>-</u>	<u>-</u>	<u>401,848</u>
<u>-</u>	<u>-</u>	<u>53,377</u>	<u>-</u>	<u>-</u>	<u>-</u>	<u>53,377</u>
<u>-</u>	<u>-</u>	<u>-</u>	<u>-</u>	<u>-</u>	<u>-</u>	<u>-</u>
<u>115,632</u>	<u>145,103</u>	<u>720,773</u>	<u>57,008</u>	<u>286,244</u>	<u>343,252</u>	<u>1,064,025</u>
<u>\$ 115,632</u>	<u>\$ 145,103</u>	<u>\$ 832,613</u>	<u>\$ 280,758</u>	<u>\$ 286,244</u>	<u>\$ 567,002</u>	<u>\$ 1,399,615</u>

**COMBINING STATEMENT OF REVENUE, EXPENDITURES AND CHANGES IN FUND
BALANCES-NONMAJOR GOVERNMENTAL FUNDS**

For the Fiscal Year Ended September 30, 2019
CITY OF DEBARY, FLORIDA

	Nonmajor Special Revenue Funds			
	Street Lighting District	Orlandia Heights Neighborhood Improvement District	Tree Preservation	Economic Opportunity Fund
Revenue:				
Taxes.....	\$ -	\$ -	\$ -	\$ 52,086
Permits, fees and special assessments	402,829	95,297	-	-
Charges for services	-	-	2,000	-
Miscellaneous	-	-	-	-
Total revenue.....	<u>402,829</u>	<u>95,297</u>	<u>2,000</u>	<u>52,086</u>
Expenditures:				
Physical environment.....	-	-	2,644	-
Transportation.....	401,500	86,503	-	-
Economic environment	-	-	-	21,256
Debt Service:				
Principal retirement	-	-	-	-
Interest and fiscal charges.....	-	-	-	-
Total expenditures.....	<u>401,500</u>	<u>86,503</u>	<u>2,644</u>	<u>21,256</u>
Excess of revenue over (under) expenditures.....	1,329	8,794	(644)	30,830
Other Financing Sources (Uses):				
Transfers in	-	-	-	-
Transfers out.....	-	-	-	(7,156)
Total other financing sources (uses)....	<u>-</u>	<u>-</u>	<u>-</u>	<u>(7,156)</u>
Net changes in fund balances.....	1,329	8,794	(644)	23,674
Fund balances, beginning of year	<u>318,553</u>	<u>7,766</u>	<u>54,021</u>	<u>46,545</u>
Fund balances, end of year	<u>\$ 319,882</u>	<u>\$ 16,560</u>	<u>\$ 53,377</u>	<u>\$ 70,219</u>

Debt Service Funds

Park Benefit Impact Fee Fund	Public Buildings Benefit Impact Fee Fund	Total- Special Revenue Funds	Ft. Florida Rd. Assessment Bond Series 2016 Fund	Fire Station Bond Series 2016 Fund	Total Debt Service Funds	Total Nonmajor Governmental Funds
\$ -	\$ -	\$ 52,086	\$ -	\$ -	\$ -	\$ 52,086
98,636	105,494	702,256	74,975	-	74,975	777,231
-	-	2,000	-	-	-	2,000
856	1,319	2,175	-	-	-	2,175
<u>99,492</u>	<u>106,813</u>	<u>758,517</u>	<u>74,975</u>	<u>-</u>	<u>74,975</u>	<u>833,492</u>
-	-	2,644	-	-	-	2,644
-	-	488,003	-	-	-	488,003
-	-	21,256	-	-	-	21,256
-	-	-	140,000	279,000	419,000	419,000
-	-	-	5,728	21,378	27,106	27,106
-	-	511,903	145,728	300,378	446,106	958,009
99,492	106,813	246,614	(70,753)	(300,378)	(371,131)	(124,517)
-	-	-	-	303,008	303,008	303,008
-	-	(7,156)	-	-	-	(7,156)
-	-	(7,156)	-	303,008	303,008	295,852
99,492	106,813	239,458	(70,753)	2,630	(68,123)	171,335
16,140	38,290	481,315	127,761	283,614	411,375	892,690
<u>\$ 115,632</u>	<u>\$ 145,103</u>	<u>\$ 720,773</u>	<u>\$ 57,008</u>	<u>\$ 286,244</u>	<u>\$ 343,252</u>	<u>\$ 1,064,025</u>

**SCHEDULE OF REVENUE, EXPENDITURES AND CHANGES IN FUND
BALANCES-BUDGET AND ACTUAL
STREET LIGHTING DISTRICT FUND**
For the Fiscal Year Ended September 30, 2019
CITY OF DEBARY, FLORIDA

	<u>Budgeted Amounts</u>		Actual	Variance
	Original	Final		
Revenue:				
Permits, fees and special assessments.....	\$ 397,360	\$ 397,360	\$ 402,829	\$ 5,469
Total revenue.....	397,360	397,360	402,829	5,469
Expenditures:				
Current:				
Transportation.....	443,198	443,198	401,500	41,698
Total expenditures.....	443,198	443,198	401,500	41,698
Excess of revenue over (under) expenditures.....	(45,838)	(45,838)	1,329	47,167
Net changes in fund balances.....	(45,838)	(45,838)	1,329	47,167
Fund balances, beginning of year	281,884	318,553	318,553	-
Fund balances, end of year	\$ 236,046	\$ 272,715	\$ 319,882	\$ 47,167

**SCHEDULE OF REVENUE, EXPENDITURES AND CHANGES IN FUND
BALANCES-BUDGET AND ACTUAL
ORLANDIA HEIGHTS NEIGHBORHOOD IMPROVEMENT DISTRICT FUND**
For the Fiscal Year Ended September 30, 2019
CITY OF DEBARY, FLORIDA

	<u>Budgeted Amounts</u>		Actual	Variance
	Original	Final		
Revenue:				
Permits, fees and special assessments.....	\$ 94,100	\$ 94,100	\$ 95,297	\$ 1,197
Total revenue.....	94,100	94,100	95,297	1,197
Expenditures:				
Current:				
Transportation.....	93,863	93,863	86,503	7,360
Total expenditures.....	93,863	93,863	86,503	7,360
Excess of revenue over (under) expenditures.....	237	237	8,794	8,557
Net changes in fund balances.....	237	237	8,794	8,557
Fund balances, beginning of year	21,592	7,766	7,766	-
Fund balances, end of year	\$ 21,829	\$ 8,003	\$ 16,560	\$ 8,557

**SCHEDULE OF REVENUE, EXPENDITURES AND CHANGES IN FUND
BALANCES-BUDGET AND ACTUAL
TREE PRESERVATION SPECIAL REVENUE FUND**
For the Fiscal Year Ended September 30, 2019
CITY OF DEBARY, FLORIDA

	<u>Budgeted Amounts</u>		Actual	Variance
	Original	Final		
Revenue:				
Charges for services	\$ -	\$ -	\$ 2,000	\$ 2,000
Total revenue.....	-	-	2,000	2,000
Expenditures:				
Current:				
Physical environment.....	15,000	15,000	2,644	12,356
Total expenditures.....	15,000	15,000	2,644	12,356
Excess of revenue over (under) expenditures.....	(15,000)	(15,000)	(644)	14,356
Fund balances, beginning of year	35,124	54,021	54,021	-
Fund balances, end of year	\$ 20,124	\$ 39,021	\$ 53,377	\$ 14,356

**SCHEDULE OF REVENUE, EXPENDITURES AND CHANGES IN FUND
BALANCES-BUDGET AND ACTUAL
ECONOMIC OPPORTUNITY SPECIAL REVENUE FUND**
For the Fiscal Year Ended September 30, 2019
CITY OF DEBARY, FLORIDA

	<u>Budgeted Amounts</u>		Actual	Variance
	Original	Final		
Revenue:				
Taxes.....	\$ 45,000	\$ 50,000	\$ 52,086	\$ 2,086
Total revenue.....	45,000	50,000	52,086	2,086
Expenditures:				
Current:				
Economic environment	57,000	88,800	21,256	67,544
Total expenditures.....	57,000	88,800	21,256	67,544
Excess of revenue over (under) expenditures.....	(12,000)	(38,800)	30,830	69,630
Other Financing Sources (Uses):				
Transfers out.....	(6,900)	(7,400)	(7,156)	244
Total other financing sources (uses).	(6,900)	(7,400)	(7,156)	244
Net changes in fund balances.....	(18,900)	(46,200)	23,674	69,874
Fund balances, beginning of year	18,900	46,545	46,545	-
Fund balances, end of year	\$ -	\$ 345	\$ 70,219	\$ 69,874

**SCHEDULE OF REVENUE, EXPENDITURES AND CHANGES IN FUND
BALANCES-BUDGET AND ACTUAL
PARK BENEFIT IMPACT FEE SPECIAL REVENUE FUND**
For the Fiscal Year Ended September 30, 2019
CITY OF DEBARY, FLORIDA

	<u>Budgeted Amounts</u>		Actual	Variance
	Original	Final		
Revenue:				
Permits, fees and special assessments	\$ 20,000	\$ 20,000	\$ 98,636	\$ 78,636
Miscellaneous	<u>-</u>	<u>-</u>	<u>856</u>	<u>856</u>
Total revenue.....	<u>20,000</u>	<u>20,000</u>	<u>99,492</u>	<u>79,492</u>
Expenditures:				
Current:				
Culture/recreation	<u>20,000</u>	<u>20,000</u>	<u>-</u>	<u>20,000</u>
Total expenditures.....	<u>20,000</u>	<u>20,000</u>	<u>-</u>	<u>20,000</u>
Excess of revenue over (under) expenditures.....	-	-	99,492	99,492
Fund balances, beginning of year	<u>-</u>	<u>16,140</u>	<u>16,140</u>	<u>-</u>
Fund balances, end of year	<u>\$ -</u>	<u>\$ 16,140</u>	<u>\$ 115,632</u>	<u>\$ 99,492</u>

**SCHEDULE OF REVENUE, EXPENDITURES AND CHANGES IN FUND
BALANCES-BUDGET AND ACTUAL
PUBLIC BUILDINGS BENEFIT IMPACT FEE SPECIAL REVENUE FUND**
For the Fiscal Year Ended September 30, 2019
CITY OF DEBARY, FLORIDA

	<u>Budgeted Amounts</u>		Actual	Variance
	Original	Final		
Revenue:				
Permits, fees and special assessments	\$ 10,000	\$ 10,000	\$ 105,494	\$ 95,494
Miscellaneous	<u>-</u>	<u>-</u>	<u>1,319</u>	<u>1,319</u>
Total revenue.....	<u>10,000</u>	<u>10,000</u>	<u>106,813</u>	<u>96,813</u>
Expenditures:				
Current:				
General Government:				
Nondepartmental.....	<u>36,737</u>	<u>36,737</u>	<u>-</u>	<u>36,737</u>
Total expenditures.....	<u>36,737</u>	<u>36,737</u>	<u>-</u>	<u>36,737</u>
Excess of revenue over (under) expenditures.....	(26,737)	(26,737)	106,813	133,550
Fund balances, beginning of year	<u>26,737</u>	<u>38,290</u>	<u>38,290</u>	<u>-</u>
Fund balances, end of year	<u>\$ -</u>	<u>\$ 11,553</u>	<u>\$ 145,103</u>	<u>\$ 133,550</u>

SCHEDULE OF REVENUE, EXPENDITURES AND CHANGES IN FUND
BALANCES-BUDGET AND ACTUAL
FT. FLORIDA ROAD SPECIAL ASSESSMENT BOND DEBT SERVICE FUND
For the Fiscal Year Ended September 30, 2019
CITY OF DEBARY, FLORIDA

	<u>Budgeted Amounts</u>		Actual	Variance
	Original	Final		
Revenue:				
Permits, fees and special assessments	\$ 74,600	\$ 74,600	\$ 74,975	\$ 375
Total revenue.....	<u>74,600</u>	<u>74,600</u>	<u>74,975</u>	<u>375</u>
Expenditures:				
Debt Service:				
Principal retirement	80,000	140,000	140,000	-
Interest and fiscal charges.....	<u>6,230</u>	<u>6,230</u>	<u>5,728</u>	<u>502</u>
Total expenditures.....	<u>86,230</u>	<u>146,230</u>	<u>145,728</u>	<u>502</u>
Excess of revenue over (under) expenditures.....	(11,630)	(71,630)	(70,753)	877
Fund balances, beginning of year	<u>127,241</u>	<u>127,761</u>	<u>127,761</u>	-
Fund balances, end of year	<u>\$ 115,611</u>	<u>\$ 56,131</u>	<u>\$ 57,008</u>	<u>\$ 877</u>

**SCHEDULE OF REVENUE, EXPENDITURES AND CHANGES IN FUND
BALANCES-BUDGET AND ACTUAL
FIRE STATION REVENUE BOND DEBT SERVICE FUND**
For the Fiscal Year Ended September 30, 2019
CITY OF DEBARY, FLORIDA

	<u>Budgeted Amounts</u>		Actual	Variance
	Original	Final		
Revenue:	\$ -	\$ -	\$ -	\$ -
Total revenue.....	-	-	-	-
Expenditures:				
Debt Service:				
Principal retirement	279,000	279,000	279,000	-
Interest and fiscal charges.....	<u>21,378</u>	<u>21,378</u>	<u>21,378</u>	-
Total expenditures.....	<u>300,378</u>	<u>300,378</u>	<u>300,378</u>	-
Excess of revenue over (under) expenditures.....	<u>(300,378)</u>	<u>(300,378)</u>	<u>(300,378)</u>	-
Other Financing Sources (Uses):				
Transfers in	<u>303,008</u>	<u>303,008</u>	<u>303,008</u>	-
Total other financing sources (uses).	<u>303,008</u>	<u>303,008</u>	<u>303,008</u>	-
Net changes in fund balances.....	2,630	2,630	2,630	-
Fund balances, beginning of year	<u>240,401</u>	<u>283,614</u>	<u>283,614</u>	-
Fund balances, end of year	<u>\$ 243,031</u>	<u>\$ 286,244</u>	<u>\$ 286,244</u>	<u>\$ -</u>

This Page Intentionally Left Blank.

SUPPLEMENTAL AUDIT REPORTS

This Page Intentionally Left Blank.

**INDEPENDENT AUDITORS' REPORT ON INTERNAL CONTROL OVER FINANCIAL REPORTING
AND ON COMPLIANCE AND OTHER MATTERS BASED ON AN AUDIT OF FINANCIAL STATEMENTS
PERFORMED IN ACCORDANCE WITH *GOVERNMENT AUDITING STANDARDS***

The Honorable Mayor, and
Members of the City Council
City of DeBary, Florida

We have audited, in accordance with the auditing standards generally accepted in the United States of America and the standards applicable to financial audits contained in *Government Auditing Standards* issued by the Comptroller General of the United States, the financial statements of the governmental activities, each major fund, and the aggregate remaining fund information of City of DeBary, Florida, as of and for the year ended September 30, 2019, and the related notes to the financial statements, which collectively comprise City of DeBary, Florida's basic financial statements, and have issued our report thereon dated March 30, 2020.

Internal Control over Financial Reporting

In planning and performing our audit of the financial statements, we considered City of DeBary, Florida's internal control over financial reporting (internal control) to determine the audit procedures that are appropriate in the circumstances for the purpose of expressing our opinions on the financial statements, but not for the purpose of expressing an opinion on the effectiveness of City of DeBary, Florida's internal control. Accordingly, we do not express an opinion on the effectiveness of City of DeBary, Florida's internal control.

A *deficiency in internal control* exists when the design or operation of a control does not allow management or employees, in the normal course of performing their assigned functions, to prevent, or detect and correct, misstatements on a timely basis. A *material weakness* is a deficiency, or a combination of deficiencies, in internal control, such that there is a reasonable possibility that a material misstatement of the entity's financial statements will not be prevented, or detected and corrected on a timely basis. A *significant deficiency* is a deficiency, or a combination of deficiencies, in internal control that is less severe than a material weakness, yet important enough to merit attention by those charged with governance.

Our consideration of internal control was for the limited purpose described in the first paragraph of this section and was not designed to identify all deficiencies in internal control that might be material weaknesses or significant deficiencies and therefore, material weaknesses or significant deficiencies may exist that were not identified. Given these limitations, during our audit we did not identify any deficiencies in internal control that we consider to be material weaknesses. However, material weaknesses may exist that have not been identified.

The Honorable Mayor, and
Members of the City Council
City of DeBary, Florida

Compliance and Other Matters

As part of obtaining reasonable assurance about whether the City of DeBary, Florida's financial statements are free from material misstatement, we performed tests of its compliance with certain provisions of laws, regulations, contracts, and grant agreements, noncompliance with which could have a direct and material effect on the determination of financial statement amounts. However, providing an opinion on compliance with those provisions was not an objective of our audit, and accordingly, we do not express such an opinion. The results of our tests disclosed no instances of noncompliance or other matters that are required to be reported under *Government Auditing Standards*.

Purpose of this Report

The purpose of this report is solely to describe the scope of our testing of internal control and compliance and the results of that testing, and not to provide an opinion on the effectiveness of the entity's internal control or on compliance. This report is an integral part of an audit performed in accordance with *Government Auditing Standards* in considering the entity's internal control and compliance. Accordingly, this communication is not suitable for any other purpose.

BMC CPAs

March 30, 2020

MANAGEMENT LETTER

The Honorable Mayor, and
Members of the City Council
City of DeBary, Florida

Report on the Financial Statements

We have audited the financial statements of the City of DeBary, Florida (the “City”), as of and for the fiscal year ended September 30, 2019, and have issued our report thereon dated March 30, 2020.

Auditor’s Responsibility

We conducted our audit in accordance with auditing standards generally accepted in the United States of America; the standards applicable to financial audits contained in *Government Auditing Standards*, issued by the Comptroller General of the United States; and Chapter 10.550, Rules of the Florida Auditor General.

Other Reports and Schedule

We have issued our Independent Auditor’s Report on Internal Control over Financial Reporting and Compliance and Other Matters Based on an Audit of the Financial Statements Performed in Accordance with *Government Auditing Standards*; and Independent Accountant’s Report on an examination conducted in accordance with *AICPA Professional Standards*, AT-C Section 315, regarding compliance requirements in accordance with Chapter 10.550, Rules of the Auditor General. Disclosures in those reports, which are dated March 30, 2020, should be considered in conjunction with this management letter.

Prior Audit Findings

Section 10.554(1)(i)1., Rules of the Auditor General, requires that we determine whether or not corrective actions have been taken to address findings and recommendations made in the preceding annual financial audit report. There were no findings and recommendations made in the preceding annual financial audit report.

Official Title and Legal Authority

Section 10.554(1)(i)4., Rules of the Auditor General, requires that the name or official title and legal authority for the primary government and each component unit of the reporting entity be disclosed in this management letter, unless disclosed in the notes to the financial statements.

The Honorable Mayor, and
Members of the City Council
City of DeBary, Florida

Financial Condition

Section 10.554(1)(i)5.a. and 10.556(7), Rules of the Auditor General, require that we apply appropriate procedures and report the results of our determination as to whether or not the City has met one or more of the conditions described in Section 218.503(1), Florida Statutes, and to identify the specific condition(s) met. In connection with our audit, we determined that the City did not meet any of the conditions described in Section 218.503(1), Florida Statutes.

Pursuant to Sections 10.554(1)(i)5.c. and 10.556(8), Rules of the Auditor General, we applied financial condition assessment procedures for the City. It is management's responsibility to monitor the City's financial condition, and our financial condition assessment was based in part on representations made by management and the review of financial information provided by same. The assessment was done as of the fiscal year end.

Section 10.554(1)(i)2., Rules of the Auditor General, requires that we communicate any recommendations to improve financial management. In connection with our audit, we did not have any such recommendations.

Annual Financial Report

Section 10.554(1)(i)5.b. and 10.556(7), Rules of the Auditor General, require us to apply appropriate procedures and communicate the results of our determination as to whether the annual financial report for the City for the fiscal year ended September 30, 2019, filed with the Florida Department of Financial Services pursuant to Section 218.32(1)(a), Florida Statutes, is in agreement with the annual financial audit report for the fiscal year ended September 30, 2019. In connection with our audit, we determined that these two reports were in agreement.

Other Matters

Section 10.554(1)(i)3., Rules of the Auditor General, requires us to communicate noncompliance with provisions of contracts or grant agreements, or abuse, that have occurred, or are likely to have occurred, that have an effect on the financial statements that is less than material but which warrants the attention of those charged with governance. In connection with our audit, we did not have any such findings.

Purpose of this Letter

Our management letter is intended solely for the information and use of the Legislative Auditing Committee, members of the Florida Senate and the Florida House of Representatives, the Florida Auditor General, Federal and other granting agencies, the City Council, and applicable management, and is not intended to be and should not be used by anyone other than these specified parties.



March 30, 2020

INDEPENDENT ACCOUNTANTS' REPORT

The Honorable Mayor, and
Members of the City Council
City of DeBary, Florida

We have examined City of DeBary, Florida's compliance with the requirements of Section 218.415, Florida Statutes, *Local Government Investment Policies*, during the period October 1, 2018 to September 30, 2019. Management of the City of DeBary, Florida is responsible for the City of DeBary, Florida's compliance with the specific requirements. Our responsibility is to express an opinion on City of DeBary, Florida's compliance with the specified requirements based on our examination.

Our examination was conducted in accordance with attestation standards established by the American Institute of Certified Public Accountants. Those standards require that we plan and perform the examination to obtain reasonable assurance about whether the City of DeBary, Florida complied, in all material respects, with the specified requirements referenced above. An examination involves performing procedures to obtain evidence about whether the City of DeBary, Florida complied with the specified requirements. The nature, timing and extent of the procedures selected depend on our judgment, including an assessment of the risks of material noncompliance, whether due to fraud or error. We believe that the evidence we obtained is sufficient and appropriate to provide a reasonable basis for our opinion

Our examination does not provide a legal determination on the City of DeBary, Florida's compliance with specified requirements.

In our opinion, City of DeBary, Florida, complied, in all material respects, with the aforementioned requirements during the period October 1, 2018 to September 30, 2019.

This report is intended solely for the information and use of management and the State of Florida Auditor General and is not intended to be and should not be used by anyone other than these specified parties.

BMC CPAs

March 30, 2020

This Page Intentionally Left Blank.